



Sukumar Babu & Co.

Chartered Accountants

513, 'B' Block, Aditya Enclave,

Ameerpet, Hyderabad - 500 038.

Phone No: +91 - 040 - 23731173

E-mail: sukumarbabuandco@hotmail.com

Independent Auditors' Report

**To the Members of
Nag Talent Ventures & Infotech Private Limited**

Report on the Ind AS Financial Statements

We have audited the accompanying Ind AS financial statements of **Nag Talent Ventures & Infotech Private Limited** ("the Company"), which comprise the Balance Sheet as at March 31, 2021, and the Statement of Profit and Loss (including Other Comprehensive Income), the Statement of Changes in Equity and Statement of Cash Flow for the year then ended, and a summary of the significant accounting policies and other explanatory information's.

Management's Responsibility for the Financial Statements

The Company's Board of Directors is responsible for the matters stated in Section 134(5) of the Companies Act, 2013 ("the Act") with respect to the preparation of these Ind AS financial statements that give a true and fair view of the state of affairs(financial position), profit or loss (financial performance including other comprehensive income), changes in equity and cash flows of the Company in accordance with the accounting principles generally accepted in India, including the Indian Accounting Standards (Ind AS) prescribed under section 133 of the Act.

This responsibility also includes maintenance of adequate accounting records in accordance with the provisions of the Act for safeguarding the assets of the Company and for preventing and detecting frauds and other irregularities; selection and application of appropriate accounting policies; making judgments and estimates that are reasonable and prudent; and design, implementation and maintenance of adequate internal financial controls, that were operating effectively for ensuring the accuracy and completeness of the accounting records, relevant to the preparation and presentation of the Ind AS financial statements that give a true and fair view and are free from material misstatement, whether due to fraud or error.

Auditor's Responsibility

Our responsibility is to express an opinion on these Ind AS financial statements based on our audit.

We have taken into account the provisions of the Act, the accounting and auditing standards and matters which are required to be included in the audit report under the provisions of the Act and the Rules made thereunder.

We conducted our audit of the Ind AS financial statements in accordance with the Standards on Auditing specified under Section 143(10) of the Act. Those Standards require that we comply with ethical requirements and plan and perform the audit to obtain reasonable assurance about whether the Ind AS financial statements are free from material misstatement.

An audit involves performing procedures to obtain audit evidence about the amounts and the disclosures in the Ind AS financial statements. The procedures selected depend on the auditor's judgment, including the assessment of the risks of material misstatement of the Ind AS financial statements, whether due to fraud or error. In making those risk assessments, the auditor considers internal financial control relevant to the Company's preparation of the Ind AS financial statements that give a true and fair view in order to design audit procedures that are appropriate in the circumstances. An audit also includes evaluating the appropriateness of the accounting policies used and the reasonableness of the accounting estimates made by the Company's Directors, as well as evaluating the overall presentation of the Ind AS financial statements.

We believe that the audit evidence we have obtained is sufficient and appropriate to provide a basis for our audit opinion on the Ind AS financial statements.

Opinion



In our opinion and to the best of our information and according to the explanations given to us, the aforesaid Ind AS financial statements give the information required by the Act in the manner so required and give a true and fair view in conformity with the accounting principles generally accepted in India including the Ind AS, of the state of affairs (financial position) of the Company as at March 31, 2021, and its loss (financial performance including other comprehensive income), its changes in equity and cash flows for the year ended on that date.

Report on Other Legal and Regulatory Requirements

1. As required by the Companies (Auditor's Report) Order, 2016 ("the Order") issued by the Central Government in terms of Section 143(11) of the Act, we give in "**Annexure A**" a statement on the matters specified in paragraphs 3 and 4 of the Order.
2. As required by section 143(3) of the Act, we report that:
 - a) We have sought and obtained all the information and explanations which to the best of our knowledge and belief were necessary for the purposes of our audit.
 - b) In our opinion proper books of account as required by law have been kept by the Company so far as appears from our examination of those books.
 - c) The company does not have any branches.
 - d) The Balance Sheet, the Statement of Profit and Loss, Statement of Changes in Equity and statement of cash flows dealt with by this Report are in agreement with the books of account.
 - e) In our opinion, the aforesaid Ind AS financial statements comply with the Indian Accounting Standards prescribed under section 133 of the Act.

- f) On the basis of the written representations received from the directors as on March 31, 2021 taken on record by the Board of Directors, none of the directors is disqualified as on March 31, 2021 from being appointed as a director in terms of Section 164(2) of the Act.
- g) With respect to the other matters to be included in the Auditor's Report in accordance with Rule 11 of the Companies (Audit and Auditors) Rules, 2014, in our opinion and to the best of our information and according to the explanations given to us:
- i. The Company does not have any pending litigations which would impact its financial position.
 - ii. The Company did not have any long-term contracts including derivative contracts for which there were any material foreseeable losses.
 - iii. The Company not issued dividend from inspection of the company, hence transfer of funds not arising.

For Sukumar Babu & Co.,
Chartered Accountants
(Firm's Regn. No: 021534S)

C. Sukumar Babu

Partner

Membership No: 024295

UDIN:

21024293AAAA BA8269


Place: Hyderabad
Date: 30-04-2021


**“Annexure A” to the Independent Auditors’ Report
(Referred to in paragraph 1 under the heading “Report on Other Legal and
Regulatory Requirements” of our report on even date)**

- i.
 - a) The company is maintaining proper records showing full particulars, including quantitative details and situation of fixed assets;
 - b) The Fixed Assets have been physically verified by the management at regular intervals and no material discrepancies were noticed on such verification.
 - c) The title deeds of immovable properties are held in the name of the company.
- ii. As the company did not procure any inventory and as such there is no inventory in hand at any point of time, hence paragraph 3(ii) of the Order is not applicable to the company.
- iii. The Company has not granted any loans, secured or unsecured to companies, firms, limited liabilities partnership or other parties covered in the register maintained under section 189 of the Companies Act, 2013. Hence, reporting under clause (a) to (c) of Para 3(iii) are not applicable.
- iv. The Company has not entered into any transaction in respect of loans, investments, guarantee and securities, which attracts compliance to the provisions of the sections 185 and 186 of the Companies Act, 2013. Therefore the paragraph 3(iv) of the Order is not applicable to the company.
- v. The Company has not accepted deposits in terms of the provisions of section 73 to 76 of the Companies Act, 2013 and rules framed there under. Therefore the paragraph 3(v) of the Order is not applicable to the company.
- vi. Maintenance of cost records u/s 148(1) of the Companies Act, 2013 not applicable to the Company.
- vii. According to the information and explanations given to us and on the basis of our examination of the books of accounts, the company does not have any tax liability. Therefore the paragraph 3(vii) of the Order is not applicable to the company.
- viii. The company has not taken any loan or borrowings from any financial institution or Government. The company has not issued debentures. Therefore the paragraph 3(viii) of the Order is not applicable to the company.

- ix. The Company has not raised money by way of initial public offer or further public offer.
- x. According to the information and explanation given to us by the management which have been relied by us, there were no frauds on or by the company noticed or reported during the period under audit.
- xi. The company has not paid any managerial remuneration. Therefore the provisions of section 197 read with Schedule V of the Companies Act 2013 are not applicable.
- xii. The company is not a Nidhi Company, therefore para 3(xii) of the Order is not applicable.
- xiii. In our opinion and according to the information provided to use, the transaction entered with the related parties are in compliance with section 177 and 188 of the Act and are disclosed in the financial statements as required by the applicable accounting standards.
- xiv. In our opinion and according to the information provided to us, the company had not made any preferential allotment or private placement of shares or fully or partly convertible debentures during the year.
- xv. According to the information provided to us, the company has not entered into any non-cash transaction with directors or the persons connected with him covered under section 192 of the Companies Act 2013. Therefore, paragraph 3(xv) of the Order is not applicable to the company.
- xvi. According to the information provided to us, the company is not required to be registered under section 45IA of the Reserve Bank of India Act, 1934. Therefore, paragraph 3(xvi) of the Order is not applicable to the company.

For Sukumar Babu & Co.,
Chartered Accountants
(Firm's Regn. No. 021534S)


C. Sukumar Babu
Partner
Membership No: 024293
UDIN:



Place: Hyderabad
Date: 30-04-2021

21024293AAAABA8269

Nag Talent Ventures & Infotech Private Limited
Balance Sheet as at March 31, 2021

(Amount in Rs.)


Particulars	Note	March 31 ,2021	March 31 ,2020
I ASSETS			
1) Non-current Assets			
Investment property	3	3,324,500	3,324,500
Total Non-Current Assets		3,324,500	3,324,500
2) Current Assets			
a) Financial assets			
Cash and cash equivalents	4	25,641	25,641
b) Current tax Asset(net)	5	-	13,172
Total Current Assets		25,641	38,813
TOTAL ASSETS		3,350,141	3,363,313
II EQUITY AND LIABILITIES			
Equity			
a) Equity Share capital	6	100,000	100,000
b) Instruments entirely equity in nature	6.4	1,481,064	1,481,064
c) Other equity	7	(1,812,823)	(1,760,011)
Total Equity		(231,759)	(178,947)
Liabilities			
1) Non-current Liabilities			
Financial liabilities			
Borrowings	8	3,324,500	3,324,500
Total Non-Current Liabilities		3,324,500	3,324,500
2) Current Liabilities			
Financial liabilities			
Other financial liabilities	9	257,400	217,760
Total Current Liabilities		257,400	217,760
TOTAL EQUITY AND LIABILITIES		3,350,141	3,363,313

See accompanying notes forming part of the financial statements
As per our report of even date attached

For Sukumar Babu & Co.,
Chartered Accountants
(Firm's Registration No. 021534S)

For and on behalf of the Board

C.Sukumar Babu
Partner
Membership No: 024293
Place : Hyderabad
Date : 30-04-2021



V. Venu Gopal Reddy
Director
DIN No: 08089571

K. Yashoda
Director
DIN No: 05157487

UDIN: 21024293AAAABA8269

Nag Talent Ventures & Infotech Private Limited
Statement of Profit and Loss for the Year ended March 31, 2021

(Amount in Rs.)

Particulars	Note	Year ended March 31, 2021	Year ended March 31, 2020	Quarter ended March 31, 2021	Quarter ended March 31, 2020	Quarter ended December 31, 2020
		Reviewed	Reviewed	Reviewed	Reviewed	Reviewed
I Revenue from Operations		-	-	-	-	-
II Other Income		-	-	-	-	-
III Total Revenue (I + II)		-	-	-	-	-
IV Expenses						
Finance costs	10	-	268,884	-	68,992	-
Other expenses	11	52,812	55,790	4,250	5,000	37,442
Total expenses (IV)		52,812	324,674	4,250	73,992	37,442
V Profit before exceptional items and tax (III - IV)		(52,812)	(324,674)	(4,250)	(73,992)	(37,442)
VI Exceptional Items		-	-	-	-	-
VII Profit/(Loss) before tax (V - VI)		(52,812)	(324,674)	(4,250)	(73,992)	(37,442)
VIII Tax expense						
1) Current tax		-	-	-	-	-
2) Deferred tax		-	-	-	-	-
IX Profit (Loss) for the period (VII-VIII)		(52,812)	(324,674)	(4,250)	(73,992)	(37,442)
X Other Comprehensive Income						
a) Items that will not be reclassified to profit or loss		-	-	-	-	-
b) Items that will be reclassified to profit or loss		-	-	-	-	-
XI Total Comprehensive Income for the period (IX+X) (Comprising Profit(Loss) and Other Comprehensive Income for the period)		(52,812)	(324,674)	(4,250)	(73,992)	(37,442)
XII Earnings per equity share : (In Rs.)	17					
1) Basic		(5.28)	(32.47)	(0.43)	(7.40)	(3.74)
2) Diluted		(5.28)	(32.47)	(0.43)	(7.40)	(3.74)

See accompanying notes forming part of the financial statements

As per our report of even date attached

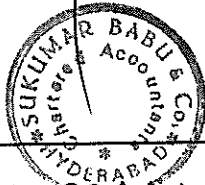
For Sukumar Babu & Co.,

For and on behalf of the Board

Chartered Accountants

(Firm's Registration No. 0215345)

C.Sukumar Babu
 Partner
 Membership No: 024293
 Place : Hyderabad
 Date : 30-04-2021



V. Venu Gopal Reddy
 Director
 DIN No: 08089571

K. Yashoda
 Director
 DIN No: 05157487

UDIN: 21024293AAAABA8269

Nag Talent Ventures & Infotech Private Limited
Statement of Profit and Loss for the Year ended March 31, 2021

(Amount in Rs.)

Particulars	Note	Year ended March 31, 2021	Year ended March 31, 2020
		Reviewed	Reviewed
I Revenue from Operations		-	-
II Other income		-	-
III Total Revenue (I + II)		-	-
IV Expenses			
Finance costs	10	-	268,884
Other expenses	11	52,812	55,790
Total expenses (IV)		52,812	324,674
V Profit before exceptional items and tax (III - IV)		(52,812)	(324,674)
VI Exceptional items		-	-
VII Profit/(Loss) before tax (V - VI)		(52,812)	(324,674)
VIII Tax expense			
1) Current tax		-	-
2) Deferred tax		-	-
		-	-
IX Profit (Loss) for the period (VII-VIII)		(52,812)	(324,674)
X Other Comprehensive Income			
a) Items that will not be reclassified to profit or loss		-	-
b) Items that will be reclassified to profit or loss		-	-
XI Total Comprehensive Income for the period (IX+X) (Comprising Profit(Loss) and Other Comprehensive Income for the period)		(52,812)	(324,674)
XII Earnings per equity share : (In Rs.)	17		
1) Basic		(5.28)	(32.47)
2) Diluted		(5.28)	(32.47)

See accompanying notes forming part of the financial statements

As per our report of even date attached

For Sukumar Babu & Co.,

Chartered Accountants

(Firm's Registration No. 021534S)

For and on behalf of the Board
C.Sukumar Babu

Partner

Membership No: 024293

Place : Hyderabad

Date : 30-04-2021


V. Venu Gopal Reddy

Director

DIN No: 08089571

K. Yashoda

Director

DIN No: 05157487

Nag Talent Ventures & Infotech Private Limited
Statement of Changes in Equity for the Year ended March 31, 2021

A - Equity Share Capital

Particulars	Number of Shares	Amount in Rs.
Balance as at April 01, 2019	10,000	100,000
Add: Equity shares allotted during the year	-	-
Balance as at March 31, 2020	10,000	100,000
Balance as at April 01, 2020	10,000	100,000
Add: Equity shares allotted during the year	-	-
Balance as at March 31, 2021	10,000	100,000

B - Instrument entirely equity in Nature

	(Amount in Rs.)
	Loan from Holding Company
At 1 April, 2019	1,481,064
Addition during the year	-
Less: Adjustment/Deletion	-
At 31 March, 2020	1,481,064
At 1 April, 2020	1,481,064
Addition during the year	-
Less: Adjustment/Deletion	-
At March 31, 2021	1,481,064

C - Other Equity


Particulars	Reserves and Surplus	Items of other comprehensive income/(loss)	Total
	Surplus in the statement of profit and loss	Other items of Other Comprehensive Income	
Balance as at April 01, 2019	(1,435,337)	-	(1,435,337)
Total Comprehensive Income for the Year	(324,674)	-	(324,674)
Balance as at March 31, 2020	(1,760,011)	-	(1,760,011)
Balance as at April 01, 2020	(1,760,011)	-	(1,760,011)
Total Comprehensive Income for the Year	(52,812)	-	(52,812)
Balance as at March 31, 2021	(1,812,823)	-	(1,812,823)

As per our report of even date attached

For Sukumar Babu & Co.,

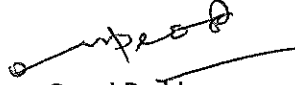
Chartered Accountants

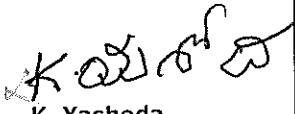
(Firm's Registration No. 021534S)


 C. Sukumar Babu
 Partner
 Membership No: 024293
 Place : Hyderabad
 Date : 30-04-2021



For and on behalf of the Board


 V. Venu Gopal Reddy
 Director
 DIN No: 08089571


 K. Yashoda
 Director
 DIN No: 05157487

Nag Talent Ventures & Infotech Private Limited
Cash Flow Statement for the Year ended March 31, 2021

(Amount in Rs.)

Particulars	Year ended March 31, 2021	Year ended March 31, 2020
A) Cash flow from Operating Activities		
Profit before tax	(52,812)	(324,674)
Adjustments for:		
Interest Expense on Fair Value of interest free loans	-	268,884
Debit Balance Writeoff	13,172	
Operating profit before working capital changes	(39,640)	(55,790)
Changes in working capital:		
Increase/(Decrease) in Trade and other Payables	39,640	55,790
Cash generated/ (used) from Operations	-	-
Income Taxes (paid) / Refunds	-	-
Net Cash flows from / (used in) Operating Activities- (A)	-	-
B) Cash flow from Investing Activities		
Net Cash flows from / (used in) Investing Activities- (B)	-	-
C) Cash flow from Financing Activities		
Long term funds borrowed	-	-
Instrument entirely equity in nature	-	-
Net Cash Flows from / (used in) Financing Activities- (C)	-	-
Net increase/(decrease) in cash and cash equivalents - (A+B+C)	-	-
Cash & Cash Equivalents at the beginning of the year	25,641	25,641
Cash & Cash Equivalents as at end of the year	25,641	25,641

Note:

1 Cash & Cash equivalents includes:

Cash in Hand	25,641	25,641
Bank Balance -Current Account	-	-

- 2 The Cash flow statement is prepared in accordance with the Indirect Method stated in Ind-AS7 on Cash Flow Statements and presents the cash flows by operating, investing and financing activities.
- 3 Previous year's figures have been regrouped, wherever necessary.
- 4 Figures in brackets represent cash outflows.


See accompanying notes forming part of the financial statements

As per our report of even date attached

For Sukumar Babu & Co.,
 Chartered Accountants
 (Firm's Registration No. 021534S)

For and on behalf of the Board

C.Sukumar Babu
 Partner
 Membership No: 024293
 Place : Hyderabad
 Date : 30-04-2021



V. Venu Gopal Reddy
 Director
 DIN No: 08089571

K. Yashoda
 Director
 DIN No: 05157487

Nag Talent Ventures & Infotech Private Limited
Notes forming part of the financial statements

1. Corporate Information:

The company has been incorporated in December 30, 2005 as a private limited company and its corporate office at KNR House, Phase I, 3 & 4th floor, Kavuri Hills, Hyderabad, 50033, This company is subsidiary of KNRC Holdings and Investments Private Limited and ultimate holding company is KNR Constructions Limited.

2. Significant Accounting Policies

2.1 Statement of Compliance

These financial statements have been prepared in accordance with Indian Accounting Standards ("Ind AS") as per the Companies (Indian Accounting Standards) Rules, 2015 notified under Companies Act, 2013, (the 'Act') and other relevant provisions of the Act.

2.2 Functional and presentation currency

These financial statements are presented in Indian Rupees (INR), which is also the Company's functional currency. All amounts have been presented in Rs. unless otherwise indicated.

2.3 Basis of Preparation & Presentation

These financial statements are prepared in accordance with Indian Accounting Standards (Ind AS) under the historical cost convention on the accrual basis except for certain financial instruments which are measured at fair values, the provisions of the Companies Act, 2013 ('Act') (to the extent notified) and guidelines issued by the Securities and Exchange Board of India (SEBI). The Ind AS are prescribed under Section 133 of the Act read with Rule 3 of the Companies (Indian Accounting Standards) Rules, 2015 and Companies (Indian Accounting Standards) Amendment Rules, 2016.

2.4 Current and non-current classification

All the assets and liabilities have been classified as current or non-current, wherever applicable, as per the operating cycle of the Company as per Schedule III to the Act.

2.5 Fair Value Measurement

The company measures certain financial instruments and other items in its financial statements at fair value at each balance sheet date.

All assets and liabilities for which fair value is measured or disclosed in the financial statements are categorized within fair value hierarchy based on the low level of input that is significant to the fair value measurement as a whole:

Level 1 – Quoted prices (unadjusted) in active markets for identical assets and liabilities.

Level 2 – Inputs other than quoted prices included within level 1 that are observable for the asset or liability, either directly (i.e. as prices) or indirectly (observable inputs).

Level 3 – Inputs for the assets and liabilities that are not based on observable market data (unobservable inputs).

When measuring the fair value of an asset or a liability, the Company uses observable market data as far as possible. If the inputs used to measure the fair value of an asset or a liability fall into different levels of the fair value hierarchy, then the fair value measurement is categorized in its entirety in the same level of the fair value hierarchy as the lowest level input that is significant to the entire measurement.

The Company recognizes transfers between levels of the fair value hierarchy at the end of the reporting period during which the change has occurred.

2.6 Investment property

Investment properties are properties held to earn rentals and/or for capital appreciation (including property under construction for such purposes). Investment properties are measured initially at cost, including transaction costs. Subsequent to initial recognition, investment properties are measured in accordance with the Ind AS 16's requirement for cost model.

An investment property is derecognized upon disposal or when the investment property is permanently withdrawn from use and no further economic benefits expected from disposal.

Nag Talent Ventures & Infotech Private Limited
Notes forming part of the financial statements

Any gain or loss arising on derecognition of the property is included in profit or loss in the period in which the property is derecognized.

2.7 Financial instruments

i. Classification and subsequent measurement

Financial assets

Financial asset is

- Cash / Equity Instrument of another Entity,
- Contractual right to –
 - a) receive Cash / another Financial Asset from another Entity, or
 - b) exchange Financial Assets or Financial Liabilities with another Entity under conditions that are potentially favourable to the Entity.

On initial recognition, a financial asset is classified as measured at

- Amortized cost;
- FVTPL

Financial assets are not reclassified subsequent to their initial recognition, except if and in the period the Company changes its business model for managing financial assets.

A financial asset is measured at amortized cost if it meets both of the following conditions and is not designated as at FVTPL:

- the asset is held within a business model whose objective is to hold assets to collect contractual cash flows; and
- the contractual terms of the financial asset give rise on specified dates to cash flows that are solely payments of principal and interest on the principal amount outstanding.

Financial liabilities

Financial liability is Contractual Obligation to

- deliver Cash or another Financial Asset to another Entity, or
- exchange Financial Assets or Financial Liabilities with another Entity under conditions that are potentially unfavourable to the Entity

Financial liabilities are classified as measured at amortized cost or FVTPL. A financial liability is classified as at FVTPL if it is classified as held for trading, or it is a derivative or it is designated as such on initial recognition. Financial liabilities at FVTPL are measured at fair value and net gains and losses, including any interest expense, are recognized in profit or loss. Other financial liabilities are subsequently measured at amortized cost using the effective interest method. Interest expense and foreign exchange gains and losses are recognized in profit or loss. Any gain or loss on de-recognition is also recognized in profit or loss.

ii. De-recognition

Financial assets

The Company derecognises a financial asset when the contractual rights to the cash flows from the financial asset expire, or it transfers the rights to receive the contractual cash flows in a transaction in which substantially all of the risks and rewards of ownership of the financial asset are transferred or in which the Company neither transfers nor retains substantially all of the risks and rewards of ownership and does not retain control of the financial asset.

Financial liabilities

The Company derecognises a financial liability when its contractual obligations are discharged or cancelled, or expire.

The Company also derecognises a financial liability when its terms are modified and the cash flows under the modified terms are substantially different. In this case, a new financial liability based on the modified terms is recognized at fair value. The difference between the carrying amount of the financial liability extinguished and the new financial liability with modified terms is recognized in profit or loss.

Nag Talent Ventures & Infotech Private Limited
Notes forming part of the financial statements

iii. Impairment

Impairment of financial instruments

In accordance with Ind AS 109, the Company applies Expected Credit Loss (ECL) model for measurement and recognition of impairment loss on the following financial assets and credit risk exposure:

- Financial assets that are measured at amortized cost
- Trade receivables

The Company follows 'simplified approach' for recognition of impairment loss allowance on trade receivables which do not contain a significant financing component. The application of simplified approach does not require the company to track changes in credit risk. Rather, it recognizes impairment loss allowance based on lifetime ECLs at each reporting date, right from its initial recognition

Impairment of non-financial assets

The Company's non-financial assets, other than deferred tax assets are reviewed at each reporting date to determine whether there is any indication of impairment. If any such indication exists, then the asset's recoverable amount is estimated.

For impairment testing, assets that do not generate independent cash inflows are grouped together into cash-generating units (CGUs). Each CGU represents the smallest group of assets that generates cash inflows that are largely independent of the cash inflows of other assets or CGUs.

The recoverable amount of a CGU (or an individual asset) is the higher of its value in use and its fair value less costs to sell. Value in use is based on the estimated future cash flows, discounted to their present value using a pre-tax discount rate that reflects current market assessments of the time value of money and the risks specific to the CGU (or the asset).

An impairment loss is recognized, if the carrying amount of an asset or CGU exceeds its estimated recoverable amount. Impairment losses are recognized in the statement of profit and loss. Impairment loss recognized in respect of a CGU is allocated first to reduce the carrying amount of any goodwill allocated to the CGU, and then to reduce the carrying amounts of the other assets of the CGU (or group of CGUs) on a pro rata basis.

2.8 Cash and cash equivalents

Cash and bank balances are considered as cash and cash equivalents.

2.9 Provisions

Provisions are recognised only when:

- a) An entity has a present obligation (legal or constructive) as a result of a past event
- b) It is probable that an outflow of resources embodying economic benefits will be required to settle the obligation; and
- c) A reliable estimate can be made of the amount of the obligation.

Reimbursement expected in respect of expenditure required to settle a provision is recognised only when it is virtually certain that the reimbursement will be received.

Provisions are measured at the present value of management's best estimate of the expenditure required to settle the present obligation at the end of the reporting period. The discount rate used to determine the present value is a pre-tax rate that reflects current market assessments of the time value of money and the risks specific to the liability. The increase in the provision due to the passage of time is recognised as interest expense.

2.10 Contingent liability, Contingent Assets and Commitments

Contingent liability is disclosed in case of

- a) A present obligation arising from past events, when it is not probable that an outflow of resources will be required to settle the obligation
- b) A present obligation arising from past events, when no reliable estimate is possible.

Nag Talent Ventures & Infotech Private Limited **Notes forming part of the financial statements**

Contingent assets are disclosed where an inflow of economic benefits is probable.

Commitments are future liabilities for contractual expenditure. Commitments are classified and disclosed as follows:

- a) Estimated amount of contracts remaining to be executed on capital account and not provided for
- b) Other non-cancellable commitments, if any, to the extent they are considered material and relevant in the opinion of management.
- c) Other commitments related to sales/procurements made in the normal course of business are not disclosed to avoid excessive details.

Contingent liabilities, Contingent assets and Commitments are reviewed at each Balance Sheet date.

2.11 Revenue recognition

The Company has adopted Ind AS 115 "Revenue from Contracts with Customers" with the date of initial application being April 1, 2018. Ind AS 115, revenue from contracts with customers, mandatory for reporting period beginning on or after April 1, 2018 replaced existing revenue recognition requirements i.e. Ind AS 18 Revenue Recognition and Ind AS 11 Construction Contracts. There were no significant adjustments required to the retained earnings as on April 1, 2018.

To recognize revenue, the Company applies the following five step approach:

- (1) Identify the contract with a customer
- (2) Identify the performance obligations in the contract
- (3) Determine the transaction price
- (4) Allocate the transaction price to the performance obligation in the contract, and
- (5) Recognize revenue when a performance obligation is satisfied.

Other Income

Interest income: Finance income is accrued on a time proportion basis, by reference to the principal outstanding and the applicable Effective interest rate (EIR). Other income is accounted for on accrual basis. Where the receipt of income is uncertain, it is accounted for on receipt basis.

Other Items of Income: Other items of income are accounted as and when the right to receive arises and it is probable that the economic benefits will flow to the company and the amount of income can be measured reliably.

2.12 Cash Flow Statement

The Cash flow statement is prepared in accordance with Ind AS 7 by using indirect method by segregating as cash flows from operating, investing and financing activities. Under the Cash flow from operating activities, the net profit is adjusted for the effects of Non-cash items, Changes in working capital and other items for which the cash effects are investing or financing cash flows.

Cash and cash equivalents (including bank balances) are reflected as such in the Cash Flow Statement. Those amounts which are not considered in cash and cash equivalents as on the date of Balance Sheet are included in investing activities.

Cash comprises cash on hand and demand deposits with banks. Cash equivalents are short-term balances (with an original maturity of three months or less from the date of acquisition).

2.13 Earnings per share

a) Basic Earnings per share

Basic earnings per share is calculated by dividing:

- the profit attributable to owners of the company
- by the weighted average number of equity shares outstanding during the financial year, adjusted for bonus elements in equity shares issued during the year and excluding treasury share.

Nag Talent Ventures & Infotech Private Limited
Notes forming part of the financial statements

b) Diluted earnings per share

Diluted earnings per share adjusts the figures used in the determination of basic earnings per share to take into account:

- the after income tax effect of interest and other financing costs associated with dilutive potential equity shares, and
- The weighted average number of additional equity shares that would have been outstanding assuming the conversion of all dilutive potential equity shares.

2.14 Borrowing Costs

Borrowing costs include interest expense calculated using the effective interest method. Borrowing costs that are attributable to the acquisition, construction or production of a qualifying asset are capitalized as part of cost of such asset till such time the asset is ready for its intended use or sale. A qualifying asset is an asset that necessarily requires a substantial period of time to get ready for its intended use or sale. All other borrowing costs are recognised in profit or loss in the period in which they are incurred.

2.15 Key accounting estimates and judgements

The preparation of these financial statements in conformity with Ind AS requires the management to make estimates and assumptions considered in the reported amounts of assets, liabilities (including contingent liabilities), income and expenses. The Management believes that the estimates used in preparation of the financial statements are prudent and reasonable. Actual results could differ due to these estimates and the differences between the actual results and the estimates are recognized in the periods in which the results are known / materialize. Estimates include the property plant and equipment, inventory, future obligations in respect of retirement benefit plans, provisions, fair value measurement and taxes etc.

Fair value measurement of financial instruments

When the fair values of financial assets and financial liabilities recorded in the Balance Sheet cannot be measured based on quoted prices in active markets, their fair value is measured using valuation techniques, including the discounted cash flow model, which involve various judgements and assumptions.

Nag Talent Ventures & Infotech Private Limited

Notes forming part of the financial statements for the Year ended March 31, 2021

3 Investment Property

(Amount in Rs.)

Particulars	Land - Free Hold	Total
Cost or Deemed cost		
As at April 01, 2019	3,324,500	3,324,500
Additions	-	-
Disposals/ Adjustments	-	-
As at March 31, 2020	3,324,500	3,324,500
Accumulated Depreciation		
As at April 01, 2019	-	-
Charge for the period	-	-
Disposals/ Adjustments	-	-
As at March 31, 2020	-	-
Net block		
As at March 31, 2020	3,324,500	3,324,500
As at March 31, 2019	3,324,500	3,324,500
Cost or Deemed cost		
As at April 01, 2020	3,324,500	3,324,500
Additions	-	-
Disposals/ Adjustments	-	-
As at March 31, 2021	3,324,500	3,324,500
Accumulated Depreciation		
As at April 01, 2020	-	-
Charge for the period	-	-
Disposals/ Adjustments	-	-
As at March 31, 2021	-	-
Net block		
As at March 31, 2021	3,324,500	3,324,500
As at March 31, 2020	3,324,500	3,324,500

4 Cash and Cash Equivalents

	(Amount in Rs.)	
	As at	
	March 31, 2021	March 31, 2020
Cash on hand	25,641	25,641
Total	25,641	25,641

5 - Current Tax Assets (Net)

	(Amount in Rs.)	
	As at	
	March 31, 2021	March 31, 2020
TDS Receivable	-	13,172
Total	-	13,172

6 Equity Share Capital

	(Amount in Rs.)	
	As at	
	March 31, 2021	March 31, 2020
Authorised Share capital 10,000 Equity Shares of Rs. 10/- each	100,000	100,000
Issued, subscribed & fully paid share capital 10,000 Equity Shares of Rs. 10/- each (Wholly Owned subsidiary of KNRC Holdings and Investments Private Limited)	100,000	100,000
Total	100,000	100,000

6.1 The Company has only one class of shares referred to as equity shares having a par value of Rs. 10/- . Each holder of equity shares is entitled to one vote per share.

6.2 The details of shareholder holding more than 5% shares as at March 31, 2021 and March 31, 2020 is set out below:

Name of the shareholder	March 31, 2021		March 31, 2020	
	No. of Shares	% held	No. of Shares	% held
	KNRC Holdings and Investments Pvt. Ltd.,	10,000	100%	10,000

6.3 The reconciliation of the number of shares outstanding at the beginning and at the end of the Year is set out below:

	March 31, 2021		March 31, 2020	
	No. of Shares	Amount in Rupees	No. of Shares	Amount in Rupees
Number of Equity Shares at the beginning	10,000	100,000	10,000	100,000
Add:- Number of Shares Issued	-	-	-	-
Less: Number of Shares Bought Back	-	-	-	-
Number of Equity Shares at the end of the year	10,000	100,000	10,000	100,000

6.4 Instruments entirely equity in nature

	(Amount in Rs.)	
	As at	
	March 31, 2021	March 31, 2020
Loan from Holding Company (refer note : 18)	1,481,064	1,481,064
Total	1,481,064	1,481,064

Foot Note : Un secured Loans from KNRC Holdings and Investments Pvt Ltd is in the nature of Sub-debt were recognised as a form of equity contribution, and the same was repayable after satisfaction of senior Debt and at the option of the Company.

7 - Other Equity

	(Amount in Rs.)	
	As at	
	March 31, 2021	March 31, 2020
Surplus in the statement of profit and loss	(1,760,011)	(1,435,337)
Balance at the beginning of the period	(52,812)	(324,674)
Add: (Loss)/ Profit for the period	(1,812,823)	(1,760,011)

8 - Borrowings

	(Amount in Rs.)	
	As at	
	March 31, 2021	March 31, 2020
Non-current		
Unsecured loans		
From related parties (Refer note : 18)	3,324,500	3,324,500
Total	3,324,500	3,324,500

Note: Intercompany loans to related parties carried at fair value as per Ind AS

9 - Other Financial Liabilities

	(Amount in Rs.)	
	As at	
	March 31, 2021	March 31, 2020
Current		
Advance Received From Related Parties (Refer note : 18)	245,400	208,760
Outstanding Expenses	12,000	9,000
Total	257,400	217,760

Nag Talent Ventures & Infotech Private Limited

Notes forming part of the financial statements for the Year ended March 31, 2021

10 Finance Costs

	(Amount in Rs.)	
	Year ended	Year ended
	March 31, 2021	March 31, 2020
Interest Expense on Fair Value of interest free loans	-	268,884
Total	-	268,884

11 Other Expenses

	(Amount in Rs.)	
	Year ended	Year ended
	March 31, 2021	March 31, 2020
Filing Fees	3,240	2,790
Audit Fee	17,000	17,000
Printing and Stationery	-	500
Professional Fee	18,500	35,500
Rates & Taxes	900	-
Debitbalance writeoff	13,172	-
Total	52,812	55,790

12 Capital management

The Company's policy is to maintain a strong capital base so as to safeguard its ability to continue as a going concern, so that it can continue to provide returns for shareholders and benefits for other stakeholders and for the future development of the Company. In order to maintain or achieve an optimal capital structure, the Company may adjust the amount of dividend payment, return on capital to shareholders or issue of new shares.

The Company's adjusted net debt to equity ratio at March 31, 2021 and March 31, 2020 was as follows:

Particulars	(Amount in Rs.)	
	March 31, 2021	March 31, 2020
Total borrowings	3,324,500	3,324,500
Less: cash and cash equivalents	25,641	25,641
Adjusted net debt	3,298,859	3,298,859
Total equity	(231,759)	(178,947)
Adjusted equity	(231,759)	(178,947)
Adjusted net debt to adjusted equity ratio	(14.23)	(18.43)

13 Financial instruments - Fair values and risk management**A. Accounting classifications and fair values**

The following table shows the carrying amounts and fair values of financial assets and financial liabilities, including their levels in the fair value hierarchy.

Particulars	(Amount in Rs.)			(Amount in Rs.)			
	Carrying amount			Fair Value			
	FVTPL	Amortised Cost	Total carrying amount	Level 1	Level 2	Level 3	Total
Financial assets							
Cash and cash equivalents		25,641	25,641	-	-	-	-
		25,641	25,641	-	-	-	-
Financial liabilities							
Unsecured loans		3,324,500	3,324,500	-	-	3,324,500	3,324,500
Other financial liabilities		257,400	257,400	-	-	257,400	257,400
		3,581,900	3,581,900	-	-	3,581,900	3,581,900

The management assessed the financial assets and liabilities measured at amortised cost are approximate to the fair values since the Company does not anticipate that the carrying amounts would be significantly different from the values that would eventually be received or settled.

Particulars	(Amount in Rs.)			(Amount in Rs.)			
	Carrying amount			Fair Value			
	FVTPL	Amortised Cost	Total carrying amount	Level 1	Level 2	Level 3	Total
Financial assets							
Cash and cash equivalents		25,641	25,641	-	-	-	-
		25,641	25,641	-	-	-	-
Financial liabilities							
Unsecured loans		3,324,500	3,324,500	-	-	3,324,500	3,324,500
Other financial liabilities		217,760	217,760	-	-	217,760	217,760
		3,542,260	3,542,260	-	-	3,542,260	3,542,260

The management assessed the financial assets and liabilities measured at amortised cost are approximate to the fair values since the Company does not anticipate that the carrying amounts would be significantly different from the values that would eventually be received or settled.

Nag Talent Ventures & Infotech Private Limited
Notes forming part of the financial statements for the Year ended March 31, 2021

13 Financial instruments - Fair values and risk management (Contd..)

B. Financial risk management

The Company has exposure to the following risks arising from financial instruments:

- a) credit risk
- b) liquidity risk
- c) market risk

The company's focus is to estimate a vulnerability of financial risk and to address the issue to minimize the potential adverse effects of its financial performance.

a) Credit risk

Credit risk is the risk of financial loss to the Company if a customer or counterparty to a financial instrument fails to meet its contractual obligations, and arises principally from the Company's receivables from customers; loans and investments in debt securities.

The Company is not exposed to credit risk, as it has no Trade receivables

b) Liquidity risk

Liquidity risk is the risk that the Company will encounter difficulty in meeting the obligations associated with its financial liabilities that are settled by delivering cash or another financial asset. The Company's approach to managing liquidity is to ensure, as far as possible, that it will have sufficient liquidity to meet its liabilities when they are due, under both normal and stressed conditions, without incurring unacceptable losses or risking damage to the Company's reputation. The Company uses activity-based costing to cost its products and services, which assists it in monitoring cash flow requirements and optimizing its cash return on investments.

Exposure to liquidity risk

The following are the remaining contractual maturities of financial liabilities at the reporting date. The amounts are gross and undiscounted, and include contractual interest payments and exclude the impact of netting agreements.

(Amount in Rs.)

Particulars	Contractual Cash flows				Total
	Carrying Amount	Upto 1 year	1 to 3 Years	More than 3 years	
Non-derivative financial liabilities					
Un Secured loans	3,324,500	-	-	3,324,500	3,324,500
Other financial liabilities	257,400	12,000	-	245,400	257,400
	3,581,900	12,000	-	3,569,900	3,581,900

(Amount in Rs.)

Particulars	Contractual Cash flows				Total
	Carrying Amount	Upto 1 year	1 to 3 Years	More than 3 years	
Non-derivative financial liabilities					
Un Secured loans	3,324,500	-	-	3,324,500	3,324,500
Other financial liabilities	217,760	9,000	-	208,760	217,760
	3,542,260	9,000	-	3,533,260	3,542,260

c) Market risk

Market risk is the risk that changes in market prices – such as foreign exchange rates, interest rates and equity prices – will affect the Company's income or the value of its holdings of financial instruments. The objective of market risk management is to manage and control market risk exposures within acceptable parameters, while optimizing the return.

i) Foreign currency risk

Foreign Currency risk is the risk that fair value or future cash flow of a financial instrument will fluctuate because of changes in foreign exchange rate.

The Company is not exposed to foreign currency risk as it has no borrowing or no material payables in foreign currency

ii) Interest rate risk

Interest rate risk is the risk that the fair value or future cash flows of a financial instrument will fluctuate because of changes in market interest rates. Since the Company has no variable interest bearing borrowings, the exposure to risk of changes in market interest rates is nil.

iii) Price risk

Price risk is the risk that the fair value or future cash flows of a financial instrument will fluctuate because of changes in market prices (other than those arising from interest rate risk or currency risk). The Company is not exposed to Price risk as it has no investments.

Nag Talent Ventures & Infotech Private Limited
Notes forming part of the financial statements

14. Contingent Liability and Commitments: Nil

15. Segment Report:

There are no reportable segments under Ind AS 108.

16. Auditor's remuneration charged to the accounts:

(Amount in Rs.)

Particulars	Year ended March 31, 2021	Year Ended March 31, 2020
Audit fees	17,000	17,000

17. Disclosure pursuant to Ind AS 33 "Earnings Per Share(EPS)"

(Amount in Rs.)

Particulars	March 31, 2021	March 31, 2020
i. Profit (loss) attributable to equity shareholders(basic)	(52,812)	(3,24,674)
ii. Weighted average number of equity shares (basic)	10,000	10,000
Basic EPS	(5.28)	(32.47)
i. Profit (loss) attributable to equity shareholders(diluted)	(52,812)	(3,24,674)
ii. Weighted average number of equity shares (diluted)	10,000	10,000
Diluted EPS	(5.28)	(32.47)

18. As per Ind AS 24, "Related Party Disclosure" issued by the Institute of Chartered Accountants of India, the disclosures of transactions with the Related Parties as defined in the Accounting Standard are as follows:

A. List of related parties and relationships:

S. No.	Name of the related party	Nature of relationship
1	KNRC Holdings and Investments Pvt. Ltd.,	Holding Company
2	KNR Constructions Limited	Ultimate Holding Company
3	Mrs. Yashoda Kamidi	Director
4	Mr. V. Venu Gopal Reddy	Director

B. Transactions with related parties during the year ended

(Amount in Rs.)

Name of the related party	Nature of transactions	March 31,2021	March 31, 2020
KNRC Holdings and Investments Pvt. Ltd.,	Advance received	36,640	61,790
	Interest paid on inter corporate loan	-	268,884

Nag Talent Ventures & Infotech Private Limited
Notes forming part of the financial statements

C. Balances outstanding

(Amount in Rs.)

Name of the related party	Nature transactions	March 31, 2021	March 31, 2020
KNRC Holdings and Investments Pvt. Ltd.,	Equity share capital	1,00,000	1,00,000
	Instrument entirely equity in nature	14,81,064	14,81,064
	Advance payable	2,45,400	208,760
	Inter corporate loans payable	33,24,500	3,324,500

19. Reconciliation between the Opening and Closing balances in the financial statement for Financial Liabilities and Assets arising from Financial Activities (Ind AS - 7)

(Amount in Rs.)

Particulars	Long Term Borrowings	Instrument entirely equity in nature
Opening Balance	33,24,500	14,81,064
Cash flows	-	-
- Received	-	-
- Repayment	-	-
Non-Cash items	-	-
Closing Balance	33,24,500	14,81,064

20. Approval of Financial Statements


The financial statements were approved for issue by the Board of Directors on April 30, 2021

21. Previous year's figures have been regrouped/reclassified wherever necessary.

For Sukumar Babu & Co.,
Chartered Accountants
(Firm's Registration No. 021534S)

For and on behalf of the Board

C. Sukumar Babu
Partner
Membership No: 024293
Place: Hyderabad
Date : 30-04-2021



V. Venu Gopal Reddy
Director
DIN No: 08089571

K. Yashoda
Director
DIN No: 05157487