



**Sukumar Babu & Co.**  
Chartered Accountants

513, 'B' Block, Aditya Enclave,  
Ameerpet, Hyderabad - 500 038.  
Phone No: +91 - 040 - 23731173  
E-mail: [sukumarbabuandco@hotmail.com](mailto:sukumarbabuandco@hotmail.com)

---

***Independent Auditors' Report***

---

To The Members of

**KNR Muzzafarpur Holdings Private Limited.**

**Report on the Consolidated Financial Statements**

We have audited the accompanying consolidated Ind AS financial statements of **KNR Muzzafarpur Holdings Private Limited** (hereinafter referred to as "the Holding Company") and its Subsidiary (the Holding Company and its subsidiary together referred to as "the Group"), comprising the Consolidated Balance Sheet as at March 31, 2020 the Consolidated Statement of Profit and Loss (including other comprehensive income), , the Consolidated Statement of Changes in Equity, Consolidated Cash Flow Statement for the year then ended, and a summary of the significant accounting policies and other explanatory information (hereinafter referred to as "the consolidated financial statements").

**Management's Responsibility for the Consolidated Financial Statements**

The Holding Company's Board of Directors is responsible for the preparation of these consolidated financial statements in terms of the requirements of the Companies Act, 2013 (hereinafter referred to as "the Act") that give a true and fair view of the consolidated financial position, consolidated financial performance (including other comprehensive income), consolidated statement of changes in equity and consolidated cash flows of the Group in accordance with the accounting principles generally accepted in India, including the Indian Accounting Standards specified under Section 133 of the Act. The respective Board of Directors of the companies included in the Group are responsible for maintenance of adequate accounting records in accordance with the provisions of the Act for safeguarding the assets of the Group and for preventing and detecting frauds and other irregularities; the selection and application of appropriate accounting policies; making judgments and estimates that are reasonable and prudent; and the design, implementation and maintenance of adequate internal financial controls, that were operating effectively for ensuring the accuracy and completeness of the accounting records, relevant to the preparation and presentation of the Ind AS financial statements that give a true and fair view and are free from material misstatement, whether due to fraud or error, which have been used for the purpose of preparation of the consolidated financial statements by the Directors of the Holding Company, as aforesaid.

**Auditor's Responsibility**

Our responsibility is to express an opinion on these consolidated financial statements based on our audit. While conducting the audit, we have taken into account the provisions of the Act, the accounting and auditing standards and matters which are required to be included in the audit report under the provisions of the Act and the Rules made thereunder.

We conducted our audit in accordance with the Standards on Auditing specified under Section 143(10) of the Act. Those Standards require that we comply with ethical requirements and plan and perform the audit to obtain reasonable assurance about whether the consolidated financial statements are free from material misstatement.

An audit involves performing procedures to obtain audit evidence about the amounts and the disclosures in the consolidated financial statements. The procedures selected depend on the auditor's judgment, including the assessment of the risks of material misstatement of the consolidated financial statements, whether due to fraud or error. In making those risk assessments, the auditor considers internal financial control relevant to the Holding Company's preparation of the consolidated financial statements that give a true and fair view in order to design audit procedures that are appropriate in the circumstances. An audit also includes evaluating the appropriateness of the accounting policies used and the reasonableness of the accounting estimates made by the Holding Company's Board of Directors, as well as evaluating the overall presentation of the consolidated financial statements.

We believe that the audit evidence we have obtained is sufficient and appropriate to provide a basis for our audit opinion on the Consolidated Ind AS financial statements.

**Opinion**

In our opinion and to the best of our information and according to the explanations given to us, and based on the consideration of reports of other auditors on separate financial statements and on the other financial information of the subsidiary, the aforesaid consolidated financial statements give the information required by the Act in the manner so required and give a true and fair view in conformity with the accounting principles generally accepted in India, of the consolidated state of affairs (financial position) of the Group as at March 31, 2020, and their consolidated loss(financial performance including other comprehensive income), their consolidated statement of changes in equity and consolidated cash flows for the year ended on that date.

**Report on Other Legal and Regulatory Requirements**


1. As required by Section 143(3) of the Act, based on our audit and on the consideration of report of the other auditors on separate financial statements and the other financial information of subsidiary, we report, to the extent applicable, that:

- (a) We have sought and obtained all the information and explanations which to the best of our knowledge and belief were necessary for the purposes of our audit of the aforesaid consolidated financial statements.
- (b) In our opinion, proper books of account as required by law relating to preparation of the aforesaid consolidated financial statements have been kept so far as it appears from our examination of those books and the reports of the other auditors.
- (c) The Consolidated Balance Sheet, the Consolidated Statement of Profit and Loss, Consolidated Statement of Changes in Equity and Consolidated Cash Flow Statement dealt with by this Report are in agreement with the relevant books of account maintained for the purpose of preparation of the consolidated Ind AS financial statements.
- (d) In our opinion, the aforesaid consolidated Ind AS financial statements comply with the Indian Accounting Standards specified under Section 133 of the Act, read with Rule 7 of the Companies (Accounts) Rules, 2014 and the Companies (Accounting Standards) Amendment Rules, 2016.
- (e) On the basis of the written representations received from the directors of the Holding Company as on March 31, 2020 taken on record by the Board of Directors of the Holding Company and the reports of the statutory auditors of its subsidiary company incorporated in India, none of the directors of the Group companies, incorporated in India is disqualified as on March 31, 2020 from being appointed as a director in terms of Section 164 (2) of the Act.
- (f) With respect to the adequacy of the internal financial controls over financial reporting of the Holding Company, its subsidiary companies, associates companies and jointly controlled entities /joint ventures incorporated in India and the operating effectiveness of such controls, refer to our separate Report in "**Annexure A**".
- (g) With respect to the other matters to be included in the Auditor's Report in accordance with Rule 11 of the Companies (Audit and Auditor's) Rules, 2014, in our opinion and to the best of our information and according to the explanations given to us:
  - i. There were no pending litigations as at March 31, 2020 which would impact the consolidated financial position of the Group.
  - ii. The Group did not have any long-term contracts including derivative contracts for which there were any material foreseeable losses.

- iii. There were no amounts which were required to be transferred to the Investor Education and Protection Fund by the Holding Company, and its subsidiary company incorporated in India during the year ended March 31, 2020.

Place: Hyderabad  
Date: 05-06-2020

**For Sukumar Babu & Co.,**  
Chartered Accountants  
(Firm Regn. No.004188S)



**C. Sukumar Babu**  
Partner

Membership No: 024293  
UDIN: 20024293AAAAW1526

**Annexure-A**

**Annexure referred to in paragraph 2 (i) under the heading "Report on Other Legal and Regulatory Requirements" of our report on even date:-**

Report on the Internal Financial Controls under Clause (i) of Sub-section 3 of Section 143 of the Companies Act, 2013 ("the Act")

We have audited the internal financial controls over financial reporting of KNR Constructions Limited ("the Company") as of 31st March, 2020 in conjunction with our audit of the financial statements of the Company for the year ended on that date.

**Management's Responsibility for Internal Financial Controls**

The Company's management is responsible for establishing and maintaining internal financial controls based on the internal control over financial reporting criteria established by the Company considering the essential components of internal control stated in the Guidance Note on Audit of Internal Financial Controls over Financial Reporting issued by the Institute of Chartered Accountants of India. These responsibilities include the design, implementation and maintenance of adequate internal financial controls that were operating effectively for ensuring the orderly and efficient conduct of its business, including adherence to company's policies, the safeguarding of its assets, the prevention and detection of frauds and errors, the accuracy and completeness of the accounting records, and the timely preparation of reliable financial information, as required under the Companies Act, 2013.

**Auditors' Responsibility**

Our responsibility is to express an opinion on the Company's internal financial controls over financial reporting based on our audit. We conducted our audit in accordance with the Guidance Note on Audit of Internal Financial Controls Over Financial Reporting (the "Guidance Note") and the Standards on Auditing, issued by ICAI and deemed to be prescribed under section 143(10) of the Companies Act, 2013, to the extent applicable to an audit of internal financial controls, both applicable to an audit of Internal Financial Controls and, both issued by the Institute of Chartered Accountants of India. Those Standards and the Guidance Note require that we comply with ethical requirements and plan and perform the audit to obtain reasonable assurance about whether adequate internal financial controls over financial reporting was established and maintained and if such controls operated effectively in all material respects.

Our audit involves performing procedures to obtain audit evidence about the adequacy of the internal financial controls system over financial reporting and their operating effectiveness.

Our audit of internal financial controls over financial reporting included obtaining an understanding of internal financial controls over financial reporting, assessing the risk that a material weakness exists, and testing and evaluating the design and operating effectiveness of internal control based on the assessed risk. The procedures selected depend on the auditor's judgment, including the assessment of the risks of material misstatement of the financial statements, whether due to fraud or error.

We believe that the audit evidence we have obtained is sufficient and appropriate to provide a basis for my /our audit opinion on the Company's internal financial controls system over financial reporting.

**Meaning of Internal Financial Controls over Financial Reporting**

A company's internal financial control over financial reporting is a process designed to provide reasonable assurance regarding the reliability of financial reporting and the preparation of financial statements for external purposes in accordance with generally accepted accounting principles. A company's internal financial control over financial reporting includes those policies and procedures that (1) pertain to the maintenance of records that, in reasonable detail, accurately and fairly reflect the transactions and dispositions of the assets of the company; (2) provide reasonable assurance that transactions are recorded as necessary to permit preparation of financial statements in accordance with generally accepted accounting principles, and that receipts and expenditures of the company are being made only in accordance with authorisations of management and directors of the company; and (3) provide reasonable assurance regarding prevention or timely detection of unauthorised acquisition, use, or disposition of the company's assets that could have a material effect on the financial statements.

**Inherent Limitations of Internal Financial Controls over Financial Reporting**

Because of the inherent limitations of internal financial controls over financial reporting, including the possibility of collusion or improper management override of controls, material misstatements due to error or fraud may occur and not be detected. Also, projections of any evaluation of the internal financial controls over financial reporting to future periods are subject to the risk that the internal financial control over financial reporting may become inadequate because of changes in conditions, or that the degree of compliance with the policies or procedures may deteriorate.

**Opinion**

In our opinion, the Company has, in all material respects, an adequate internal financial controls system over financial reporting and such internal financial controls over financial reporting were operating effectively as at 31st March, 2020, based on the internal control over financial reporting criteria established by the Company considering the essential components of internal control stated in the Guidance Note on Audit of Internal Financial Controls Over Financial Reporting issued by the Institute of Chartered Accountants of India.

**For SUKUMAR BABU & CO.,**

Chartered Accountants  
Firm Regn. No.004188S



**C. SUKUMAR BABU**

Partner

Membership No: 024293

Place: Hyderabad

Date: 05-06-2020

UDIN: 20024293AA AA AW1526

**KNR Muzaffarpur Holdings Private Limited**  
**Consolidated Balance Sheet as at March 31, 2020**

(Rs. in Lakhs)

Particulars	Note	As At March 31, 2020	As At March 31, 2019
<b>I ASSETS</b>			
<b>1) Non-current assets</b>			
a) Property, plant and equipment	3.1	75.14	64.59
b) Other Intangible assets	3.2	39,114.74	42,068.93
c) Other non-current assets	4	11.10	27.23
<b>Total Non-Current Assets</b>		<b>39,200.98</b>	<b>42,160.75</b>
<b>2) Current assets</b>			
a) Financial assets			
i) Investments	5	220.84	800.95
ii) Cash and cash equivalents	6	379.70	90.20
iii) Bank balances, other than above	7	1,135.35	1,017.67
iv) Other Financial Assets	8	1,315.71	722.01
b) Current Tax Asset	9	18.96	23.45
c) Other current assets	10	3,341.65	3,159.06
<b>Total Current Assets</b>		<b>6,412.21</b>	<b>5,813.34</b>
<b>TOTAL ASSETS</b>		<b>45,613.19</b>	<b>47,974.09</b>
<b>II EQUITY AND LIABILITIES</b>			
<b>Equity</b>			
a) Equity Share capital	11	2,760.10	2,760.10
b) Instrument entirely equity in Nature	11.6	9,755.60	9,755.60
c) Other equity	12	(4,819.11)	(3,822.71)
<b>Total equity attributable to equity holders of the Parent</b>		<b>7,696.59</b>	<b>8,692.99</b>
Non-Controlling interests		607.02	1,563.40
<b>Total Equity</b>		<b>8,303.61</b>	<b>10,256.39</b>
<b>Liabilities</b>			
<b>1) Non-current liabilities</b>			
a) Financial liabilities			
i) Borrowings	13	32,817.21	33,987.43
ii) Other financial liabilities	14	168.11	179.36
b) Provisions	15	1,427.69	850.05
<b>Total Non-Current Liabilities</b>		<b>34,413.01</b>	<b>35,016.84</b>
<b>2) Current liabilities</b>			
a) Financial liabilities			
i) Trade Payables	16	377.04	363.40
ii) Other financial liabilities	14	1,494.82	1,300.90
b) Other current liabilities	17	283.10	294.99
c) Provisions	15	741.61	741.57
<b>Total Current Liabilities</b>		<b>2,896.57</b>	<b>2,700.86</b>
<b>TOTAL EQUITY AND LIABILITIES</b>		<b>45,613.19</b>	<b>47,974.09</b>

See accompanying notes forming part of the financial statements  
As per our report of even date attached

**For Sukumar Babu & Co.,**  
Chartered Accountants  
(Firm's Registration No. 021534S)

**C. Sukumar Babu**  
Partner  
Membership No: 024293  
Place : Hyderabad  
Date : 05-06-2020

For and on behalf of the Board

**K. Jalandhar Reddy**  
Director  
DIN No: 00382412

**Venu Gopal Reddy**  
Director  
DIN No: 08089571

UDIN: 20024293 AAAA W1526

**KNR Muzaffarpur Holdings Private Limited**  
**Consolidated Statement of Profit and Loss for the Year ended March 31, 2020**

(Rs. in Lakhs)

Particulars		Year ended March 31, 2020	Year ended March 31, 2019
<b>I</b>	Revenue from Operations	6,916.38	7,534.28
<b>II</b>	Other income	728.24	512.77
<b>III</b>	<b>Total Revenue (I + II)</b>	<b>7,644.62</b>	<b>8,047.05</b>
<b>IV</b>	<b>Expenses</b>		
	Operation & Maintenance Expenses	1,565.60	1,218.86
	Employee benefits expense	60.11	91.04
	Finance costs	4,414.24	4,367.99
	Depreciation and amortization expense	2,973.27	2,956.58
	Other expenses	583.93	569.11
	<b>Total expenses (IV)</b>	<b>9,597.15</b>	<b>9,203.58</b>
<b>V</b>	<b>Profit before exceptional items and tax (III - IV)</b>	<b>(1,952.53)</b>	<b>(1,156.53)</b>
<b>VI</b>	Exceptional items	-	-
<b>VII</b>	<b>Profit/(Loss) before tax (V - VI)</b>	<b>(1,952.53)</b>	<b>(1,156.53)</b>
<b>VIII</b>	<b>Tax expense</b>		
	1) Current tax	-	-
	2) Deferred tax	-	-
		-	-
<b>IX</b>	<b>Profit /(Loss) for the period (VII - VIII)</b>	<b>(1,952.53)</b>	<b>(1,156.53)</b>
<b>X</b>	<b>Other comprehensive income/(loss)</b>		
a)	Items that will not be reclassified to profit or loss		
	Actuarial gains and losses	(0.25)	(0.20)
	Deferred tax	-	-
b)	Items that will be reclassified to profit or loss	-	-
<b>XI</b>	<b>Total Comprehensive Income for the period (IX+X) (Comprising Profit(Loss) and Other Comprehensive Income for the period)</b>	<b>(1,952.78)</b>	<b>(1,156.73)</b>
	<b>Profit/(loss) attributable to (IX):</b>		
	Owners of the parent	(996.15)	(594.63)
	Non-controlling interest	(956.38)	(561.90)
		<b>(1,952.53)</b>	<b>(1,156.53)</b>
	<b>Total comprehensive income attributable to (XI):</b>		
	Owners of the parent	(996.40)	(594.83)
	Non-controlling interest	(956.38)	(561.90)
		<b>(1,952.78)</b>	<b>(1,156.73)</b>
<b>XII</b>	<b>Earnings per equity share : (In Rs.)</b>		
	Equity shares of par value Rs. 10/- each		
	1) Basic	(0.20)	(0.12)
	2) Diluted	(0.20)	(0.12)

See accompanying notes forming part of the financial statements

As per our report of even date attached

**For Sukumar Babu & Co.,**

Chartered Accountants

(Firm's Registration No. 021534S)

**C.Sukumar Babu**

Partner

Membership No: 024293

Place : Hyderabad

Date : 05-06-2020

**For and on behalf of the Board**

*K. Jalandhar Reddy*  
**K. Jalandhar Reddy**  
 Director  
 DIN No: 00382412

*Venu Gopal Reddy*  
**Venu Gopal Reddy**  
 Director  
 DIN No: 08089571

UDIN: 20024293AAAAAW1526



**KNR Muzaffarpur Holdings Private Limited**  
**Consolidated Statement of Changes In Equity for the Year ended March 31, 2020**

**Statement of Changes in Equity**

**A - Equity Share Capital**

		(Rs. in Lakhs)
Particulars	Number of Shares	Amount
As at April 01, 2019	10,000.00	1.00
Issue of equity shares	-	-
As at March 31, 2020	10,000.00	1.00

**B - Instrument entirely equity in Nature**

(Amount in Rs.)

At 1 April, 2018	9,321.19
Addition during the year	434.41
Less: Adjustment/deletion	-
At 31 March, 2019	9,755.60
At 1 April, 2019	9,755.60
Addition during the year	-
Less: Adjustment/deletion	-
As at March 31, 2020	9,755.60

**C - Other Equity**

(Rs. in Lakhs)



Particulars	Retained Earning	Other items of Other Comprehensive Income	Total
Balance as at 1st, April, 2018	(3,227.37)	(0.51)	(3,227.88)
Total Comprehensive Income for the Year	(594.63)	(0.20)	(594.83)
Balance as at March 31, 2019	(3,822.00)	(0.71)	(3,822.71)
Balance as at 1st, April, 2019	(3,822.00)	(0.71)	(3,822.71)
Total Comprehensive Income for the Year	(996.15)	(0.25)	(996.40)
Balance as at March 31, 2020	(4,818.15)	(0.96)	(4,819.11)

See accompanying notes forming part of the financial statements  
 As per our report of even date attached

**For Sukumar Babu & Co.,**  
 Chartered Accountants  
 (ICAI Registration No. 004188S)


**C. Sukumar Babu**  
 Partner  
 Membership No: 024293  
 Place : Hyderabad  
 Date : 05-06-2020

For and on behalf of the Board

   
**K. Jalandhar Reddy** **Venu Gopal Reddy**  
 Director Director  
 DIN No: 00382412 DIN No: 08089571

UDIN: 20024293 AAAA AW1526

**KNR Muzaffarpur Holdings Private Limited**  
**Consolidated Cash Flow Statement for the Year ended March 31,2020**

(Rs. in Lakhs)		
Particulars	Year ended 31-03-2020	Year ended 31-03-2019
<b>A) Cash flow from Operating Activities</b>		
Profit before tax	(1,952.53)	(1,156.53)
Adjustments for :		
Depreciation and impairment of property, plant and equipment	2,973.27	2,956.58
(Gain) / Loss on Fair value of Mutual Funds	(44.89)	(6.11)
Provision for MMR	474.52	423.68
Unwinding Interest on NHAI Premium	430.49	455.48
Unwinding Interest on MMR	101.68	45.39
Unwinding Processing fee	12.26	41.12
Modification gain/loss	538.30	-
Credit balances written back	(22.46)	-
Actuarial gain/ (loss)	(0.25)	(0.20)
Finance costs	3,331.51	3,726.23
<b>Operating profit before working capital changes</b>	<b>5,841.90</b>	<b>6,485.64</b>
<b>Working capital adjustments:</b>		
(Increase)/Decrease in Trade and other receivables	(733.21)	(1,032.22)
(Increase)/Decrease in Trade payables and other liabilities	(32.95)	423.94
<b>Cash generated/ (used) from Operations</b>	<b>5,075.74</b>	<b>5,877.36</b>
Income Taxes (paid) / Refunds	-	-
<b>Net Cash flows from / (used in) Operating Activities- (A)</b>	<b>5,075.74</b>	<b>5,877.36</b>
<b>B) Cash flow from Investing Activities</b>		
Purchase of property, plant and equipment and Capital Work-in-Progress	(29.63)	(40.91)
Intangible assets under development	-	-
Investments in Equity, Mutual Funds and Inter-corporate loans	507.32	(1,812.51)
<b>Net Cash flows from / (used in) Investing Activities- (B)</b>	<b>477.69</b>	<b>(1,853.42)</b>
<b>C) Cash flow from Financing Activities</b>		
Finance cost paid	(3,331.51)	(3,726.23)
Deferred payment Liability	(1,071.25)	-
Deemed Equity - Instruments entirely equity in nature	-	434.41
Proceeds from borrowings	-	5,349.41
Repayment of borrowings	(861.17)	(6,203.68)
Non-controlling interest	0.00	-
<b>Net Cash Flows from / (used in) Financing Activities- (C)</b>	<b>(5,263.93)</b>	<b>(4,146.09)</b>
<b>Net increase/(decrease) in cash and cash equivalents - (A+B+C)</b>	<b>289.50</b>	<b>(122.15)</b>
Cash & Cash Equivalents at the beginning of the year	90.20	212.35
Cash & Cash Equivalents as at end of the year	379.70	90.20
<b>Note:</b>		
1 Cash & Cash equivalents includes:		
Cash in Hand	13.65	63.71
Bank Balance -Current Account	366.05	26.49
2 The Cash flow statement is prepared in accordance with the Indirect Method stated in Ind-AS7 on Cash Flow Statements and presents the cash flows by operating, investing and financing activities.		
3 Previous year's figures have been regrouped, wherever necessary.		
4 Figures in brackets represent cash outflows.		
Corporate information and Significant accounting policies See accompanying notes forming part of the financial statements		
As per our report of even date attached For <b>Sukumar Babu &amp; Co.,</b> Chartered Accountants (Firm's Registration No. 021534S)		
<div style="display: flex; justify-content: space-between;"> <div> <b>C.Sukumar Babu</b>  Partner  Membership No: 024293  Place : Hyderabad  Date : 05-06-2020 </div> <div> For and on behalf of the Board    <b>K. Jalandhar Reddy</b>      <b>V. Venk Gopal Reddy</b>  Director                      Director  DIN No: 00382412      DIN No: 08089571 </div> </div>		

UDIN : 20024293AA AAW 1526

**KNR Muzaffarpur Holdings Private Limited**  
**Notes forming part of the consolidated financial statements**

**1) Corporate Information:**

KNR Muzaffarpur Holdings Private Limited ('the Company') is a company domiciled in India with its registered office at KNR House, 4<sup>th</sup> Floor, Plot No. 114 Phase - I, Kavuri Hills Hyderabad. The Company has been incorporated under the provisions of Indian Companies Act in 2011. The Company and its subsidiaries collectively referred to as the "Group".

**2) Significant Accounting Policies**

**2.1 Statement of Compliance**

These financial statements are the Consolidated financial statements of the Group prepared in accordance with Indian Accounting Standards ("Ind AS") as per the Rule 3 of Companies (Indian Accounting Standards) Rules, 2015 and Companies (Indian Accounting Standards) Rules, 2016 notified under the Companies Act, 2013, (the 'Act') and other relevant provisions of the Act.

**2.2 Basis of Preparation & Presentation**

These consolidated financial statements are prepared in accordance with Indian Accounting Standards (Ind AS) under the historical cost convention on the accrual basis except for certain financial instruments which are measured at fair values, the provisions of the Companies Act, 2013 ('Act') (to the extent notified) and guidelines issued by the Securities and Exchange Board of India (SEBI). The Ind AS are prescribed under Section 133 of the Act read with Rule 3 of the Companies (Indian Accounting Standards) Rules, 2015 and Companies (Indian Accounting Standards) Amendment Rules, 2016.

**2.3 Basis of Consolidation**

The consolidated financial statements have been prepared on the following basis:

**i) Subsidiaries**

The consolidated financial statements comprise the financial statements of the Holding Company and its subsidiaries. Subsidiaries are consolidated from the date control commences until the date control ceases. Subsidiaries are consolidated on a line-by-line basis by adding together the book values of like items of assets, liabilities, income and expenses, after fully eliminating intra-group balances, intra-group transactions and resulting unrealized profits or losses on intra-group transactions as per Indian Accounting Standard 110.

ii) The financial statements of the Subsidiaries used in the consolidation are drawn up to the same reporting date as that of the Holding Company, i.e. March 31, 2020.

iii) Non-controlling interests in the net assets of the consolidated subsidiaries is identified and presented in consolidated balance sheet under the Total Equity.


iv) Non-controlling interests in the net assets of consolidated subsidiaries consists of:

- a) The amount of equity attributable to Non-controlling holders at the date on which investment in a subsidiary is made; and
- b) The Non-controlling holders share of movements in the equity since the date the parent subsidiary relationship came into existence.

v) The consolidated financial statements are prepared to the extent possible using uniform accounting policies for like transactions and other events in similar circumstances and are presented to extent possible, in the same manner as the Company's separate financial statements. The Subsidiaries considered for consolidated financial statements are given in Note 33.

**2.4 Changes in the Group's ownership interest in existing subsidiaries**

Changes in the Group's ownership interests in subsidiaries that do not result in the Group losing control over the subsidiaries are accounted for as equity transactions. The carrying amounts of the Group's interest and the non-controlling interests are adjusted to reflect the changes in their relative interests in the subsidiaries. Any difference between the amount by which the non-controlling interests are adjusted and the fair value of the consideration paid or received is recognised directly in equity and attributed to shareholders of the Group.



**KNR Muzaffarpur Holdings Private Limited**  
**Notes forming part of the consolidated financial statements**

When the Group loses control of a subsidiary, a gain or loss is recognised in profit or loss and is calculated as the difference between (i) the aggregate of the fair value of the consideration received and (ii) the previous carrying amount of the assets (including goodwill), and liabilities of the subsidiary and any non-controlling interest. All amounts previously recognised in other comprehensive income in relation to that subsidiary are accounted for as if the Group had directly disposed of the related assets or liabilities of the subsidiary (i.e. reclassified to profit or loss or transferred to another category of equity as specified/permitted by applicable Ind AS). The fair value of any investment retained in the former subsidiary at the date when control is lost is regarded as the fair value on initial recognition for subsequent accounting under Ind AS 109, or when applicable, the cost on initial recognition of an investment in an associate.

**2.5 Current and Non-Current classification**

The group has classified all its assets and liabilities as current or non-current, wherever applicable, as per the operating cycle of the group as per Schedule III to the Act.

**2.6 Fair Value Measurement**

The group measures certain financial instruments and other items in its financial statements at fair value at each balance sheet date.

All assets and liabilities for which fair value is measured or disclosed in the financial statements are categorized within fair value hierarchy based on the low-level of input that is significant to the fair value measurement as a whole:

Level 1 – Quoted prices (unadjusted) in active markets for identical assets and liabilities.

Level 2 – Inputs other than quoted prices included within level 1 that are observable for the asset or liability, either directly (i.e. as prices) or indirectly (observable input).

Level 3 – Inputs for the assets and liabilities that are not based on observable market data (unobservable inputs).

When measuring the fair value of an asset or a liability, the group uses observable market data as far as possible. If the inputs used to measure the fair value of an asset or a liability fall into different levels of the fair value hierarchy, then the fair value measurement is categorized in its entirety in the same level of the fair value hierarchy as the lowest level input that is significant to the entire measurement.

The Group recognizes transfers between levels of the fair value hierarchy at the end of the reporting period during which the change has occurred.

**2.7 Property, plant and equipment (PPE)**

Items of property, plant and equipment are measured at cost, less accumulated depreciation and accumulated impairment losses, if any

Cost of an item of property, plant and equipment comprises its purchase price, including import duties and non-refundable purchase taxes, after deducting trade discounts and rebates, any directly attributable cost of bringing the item to its working condition for its intended use and estimated costs of dismantling and removing the item and restoring the site on which it is located.

The cost of a self-constructed item of property, plant and equipment comprises the cost of materials and direct labor, any other costs directly attributable to bringing the item to working condition for its intended use, and estimated costs of dismantling and removing the item and restoring the site on which it is located.

If significant parts of an item of property, plant and equipment have different useful lives, then they are accounted for as separate items (major components) of property, plant and equipment.


Any gain or loss on disposal of an item of property, plant and equipment is recognized in profit or loss.

Subsequent expenditure is capitalized only if it is probable that the future economic benefits associated with the expenditure will flow to the Group.

Depreciation is calculated on cost of items of property, plant and equipment in the manner and as per the useful life prescribed under Schedule-II to the Act except the below mentioned assets, and is generally recognized in the statement of profit and loss. Depreciation on disposals (disposals) is provided on a pro-rata basis i.e. from (up to) the date on which asset is ready for use (disposed of).

Depreciation method, useful lives and residual values are reviewed at each financial year-end and adjusted if appropriate.

For the Assets costing up to Rs. 5,000 are depreciated fully in the year of purchase.



**KNR Muzaffarpur Holdings Private Limited**  
**Notes forming part of the consolidated financial statements**

**2.8 Capital Work-in-progress**

Capital work-in-progress are carried at cost, comprising direct cost, related incidental expenses and attributable borrowing cost less refundable taxes.

**2.9 Intangible Asset under Service Concession Arrangements (SCA)**

The Group recognizes an intangible asset arising from a service concession arrangement to the extent it has a right to charge for use of the concession infrastructure. The fair value, at the time of initial recognition of such an intangible asset received as consideration for providing construction or upgrade services in a service concession arrangement, is regarded to be its cost. Subsequent to initial recognition the intangible asset is measured at cost, less any accumulated amortization and accumulated impairment losses.

Subsequent expenditure is capitalized only when it increases the future economic benefits embodied in the specific asset to which it relates.

The Group has followed life based amortization for intangible assets which are recognized under service concession arrangements, over the balance concession period.

**Government grants – Viability Gap Funding (VGF)**

Any VGF in the form of equity support in connection with project construction is accounted as a receivable and is adjusted to the extent of actual receipt.

**Accounting for negative grants**

The Group is required to make payments to the authority during the period of SCA which is called negative grant as per appendix to Ind-As 11, and the payment is in the form of fixed payment (annual throughout the SCA) and the Group has recognized as a liability with a present value of annual payments payable during the SCA. And the same was capitalized to the intangible assets.

**2.10 Investment Property**

Investment properties are properties held to earn rentals and/or for capital appreciation (including property under construction for such purposes). Investment properties are measured initially at cost, including transaction costs. Subsequent to initial recognition, investment properties are measured in accordance with the Ind AS 16's requirement for cost model.

An investment property is derecognized upon disposal or when the investment property is permanently withdrawn from use and no further economic benefits expected from disposal. Any gain or loss arising on derecognition of the property is included in profit or loss in the period in which the property is derecognized.

**2.11 Financial Instruments**

**i. Classification and subsequent measurement**

**Financial assets**

Financial asset is


- Cash / Equity Instrument of another Entity,
- Contractual right to –
  - a) receive Cash / another Financial Asset from another Entity, or
  - b) exchange Financial Assets or Financial Liabilities with another Entity under conditions that are potentially favourable to the Entity.

On initial recognition, a financial asset is classified as measured at

- Amortized cost;
- FVTPL

Financial assets are not reclassified subsequent to their initial recognition, except if and in the period the Group changes its business model for managing financial assets.

A financial asset is measured at amortized cost if it meets both of the following conditions and is not designated as at FVTPL:



**KNR Muzaffarpur Holdings Private Limited**  
**Notes forming part of the consolidated financial statements**

- o the asset is held within a business model whose objective is to hold assets to collect contractual cash flows; and
- o The contractual terms of the financial asset give rise on specified dates to cash flows that are solely payments of principal and interest on the principal amount outstanding.

**Financial liabilities**

Financial liability is Contractual Obligation to

- deliver Cash or another Financial Asset to another Entity, or
- exchange Financial Assets or Financial Liabilities with another Entity under conditions that are potentially unfavourable to the Entity

Financial liabilities are classified as measured at amortized cost or FVTPL. A financial liability is classified as at FVTPL if it is classified as held for trading, or it is a derivative or it is designated as such on initial recognition. Financial liabilities at FVTPL are measured at fair value and net gains and losses, including any interest expense, are recognized in profit or loss. Other financial liabilities are subsequently measured at amortized cost using the effective interest method. Interest expense and foreign exchange gains and losses are recognized in profit or loss. Any gain or loss on de-recognition is also recognized in profit or loss.

**ii. De-recognition**

**Financial assets**

The Group derecognizes a financial asset when the contractual rights to the cash flows from the financial asset expire, or it transfers the rights to receive the contractual cash flows in a transaction in which substantially all of the risks and rewards of ownership of the financial asset are transferred or in which the Group neither transfers nor retains substantially all of the risks and rewards of ownership and does not retain control of the financial asset.

**Financial liabilities**

The Group derecognizes a financial liability when its contractual obligations are discharged or cancelled, or expire.

The Group also derecognizes a financial liability when its terms are modified and the cash flows under the modified terms are substantially different. In this case, a new financial liability based on the modified terms is recognized at fair value. The difference between the carrying amount of the financial liability extinguished and the new financial liability with modified terms is recognized in profit or loss.

**iii. Impairment**

**Impairment of financial assets**

In accordance with Ind AS 109, the Group applies Expected Credit Loss (ECL) model for measurement and recognition of impairment loss on the following financial assets and credit risk exposure:

- Financial assets that are measured at amortized cost
- Trade receivables


The Group follows 'simplified approach' for recognition of impairment loss allowance on trade receivables which do not contain a significant financing component. The application of simplified approach does not require the Group to track changes in credit risk. Rather, it recognizes impairment loss allowance based on lifetime ECLs at each reporting date, right from its initial recognition

**Impairment of non-financial assets**

The Group's non-financial assets, other than deferred tax assets are reviewed at each reporting date to determine whether there is any indication of impairment. If any such indication exists, then the asset's recoverable amount is estimated.

For impairment testing, assets that do not generate independent cash inflows are grouped together into cash-generating units (CGUs). Each CGU represents the smallest group of assets that generates cash inflows that are largely independent of the cash inflows of other assets or CGUs.

The recoverable amount of a CGU (or an individual asset) is the higher of its value in use and its fair value less costs to sell. Value in use is based on the estimated future cash flows, discounted to their



**KNR Muzaffarpur Holdings Private Limited**  
**Notes forming part of the consolidated financial statements**

present value using a pre-tax discount rate that reflects current market assessments of the time value of money and the risks specific to the CGU (or the asset).

An impairment loss is recognized, if the carrying amount of an asset or CGU exceeds its estimated recoverable amount. Impairment losses are recognized in the statement of profit and loss. Impairment loss recognized in respect of a CGU is allocated first to reduce the carrying amount of any goodwill allocated to the CGU, and then to reduce the carrying amounts of the other assets of the CGU (or group of CGUs) on a pro rata basis.

**2.12 Cash and cash equivalents**

Cash and bank balances also include fixed deposits, margin money deposits, earmarked balances with banks and other bank balances which have restrictions on repatriation. Short term and liquid investments being not free from more than insignificant risk of change in value, are not included as part of cash and cash equivalents.

**2.13 Provisions**

Provisions are recognised only when:

- a) An entity has a present obligation (legal or constructive) as a result of a past event
  - b) It is probable that an outflow of resources embodying economic benefits will be required to settle the obligation; and
  - c) A reliable estimate can be made of the amount of the obligation.
- Reimbursement expected in respect of expenditure required to settle a provision is recognised only when it is virtually certain that the reimbursement will be received.

Provisions are measured at the present value of management's best estimate of the expenditure required to settle the present obligation at the end of the reporting period. The discount rate used to determine the present value is a pre-tax rate that reflects current market assessments of the time value of money and the risks specific to the liability. The increase in the provision due to the passage of time is recognised as interest expense.

**2.14 Contingent liability, Contingent Assets and Commitments**

Contingent liability is disclosed in case of

- a) A present obligation arising from past events, when it is not probable that an outflow of resources will be required to settle the obligation
- b) A present obligation arising from past events, when no reliable estimate is possible.

Contingent assets are disclosed where an inflow of economic benefits is probable.


Commitments are future liabilities for contractual expenditure. Commitments are classified and disclosed as follows:

- a) Estimated amount of contracts remaining to be executed on capital account and not provided for
- b) Other non-cancellable commitments, if any, to the extent they are considered material and relevant in the opinion of management.
- c) Other commitments related to sales/procurements made in the normal course of business are not disclosed to avoid excessive details.

Contingent liabilities, Contingent assets and Commitments are reviewed at each Balance Sheet date.

**2.15 Revenue Recognition**

The Company has adopted Ind AS 115 "Revenue from Contracts with Customers" with the date of initial application being April 1, 2018. Ind AS 115, revenue from contracts with customers, mandatory for reporting period beginning on or after April 1, 2018 replaced existing revenue recognition requirements i.e. Ind AS 18 Revenue Recognition and Ind AS 11 Construction Contracts. There were no significant adjustments required to the retained earnings as on April 1, 2018.



**KNR Muzaffarpur Holdings Private Limited**  
**Notes forming part of the consolidated financial statements**

**Accordingly, the policy for Revenue is amended as under:**

The Company derives revenue primarily from toll collection and other miscellaneous construction contracts. Toll collections from the users of the infrastructure facility constructed by the Company under the Service Concession Arrangement is accounted for based on completion of the performance obligation which largely coincides with actual toll collection from the user. Revenue from sale of smart cards is accounted on recharge basis.

To recognize revenue, the Company applies the following five step approach:

- (1) Identify the contract with a customer
- (2) Identify the performance obligations in the contract
- (3) Determine the transaction price
- (4) Allocate the transaction price to the performance obligation in the contract, and
- (5) Recognize revenue when a performance obligation is satisfied.

**Other Income**

**Interest income:** Finance income is accrued on a time proportion basis, by reference to the principal outstanding and the applicable Effective interest rate (EIR). Other income is accounted for on accrual basis. Where the receipt of income is uncertain, it is accounted for on receipt basis

**Other Items of Income:** Other items of income are accounted as and when the right to receive arises and it is probable that the economic benefits will flow to the Group and the amount of income can be measured reliably

**2.16 Employee Benefits**

**a) Short term employee benefits:**

All employee benefits falling due wholly within twelve months of rendering the service are classified as short-term employee benefits. The benefits like salaries, wages, and short term compensated absences etc. Expenses on non-accumulating compensated absences are recognised in the period in which the absences occur.

**b) Post-employment benefits:**

**i. Defined contribution plans:** The state governed provident fund scheme, employee state insurance scheme and employee pension scheme are defined contribution plans. The contribution paid/payable under the schemes is recognised during the period in which the employee renders the related service.

**ii. Defined benefit plans:** The employees' group gratuity fund schemes are managed by Life Insurance Corporation of India (L.I.C), and post-retirement provident fund scheme are the Group's defined benefit plans. The present value of the obligation under such defined benefit plans is determined based on actuarial valuation using the Projected Unit Credit Method.


The obligation is measured at the present value of the estimated future cash flows. The discount rate used for determining the present value of the obligation under defined benefit plans, is based on the market yield on government securities of a maturity period equivalent to the weighted average maturity profile of the related obligations at the Balance Sheet date.

Re measurement, comprising actuarial gains and losses, the return on plan assets (excluding net interest) and any change in the effect of asset ceiling (wherever applicable) are recognised in other comprehensive income and is reflected immediately in retained earnings and is not reclassified to profit and loss.

The net interest cost is calculated by applying the discount rate to the net balance of the defined benefit obligation and the fair value of plan assets. This cost is included in employee benefit expense in the statement of profit and loss.

In case of funded plans, the fair value of the plan assets is reduced from the gross obligation under the defined benefit plans to recognize the obligation on a net basis.

Gains or losses on the curtailment or settlement of any defined benefit plan are recognised when the curtailment or settlement occurs. Past service cost is recognised as expense at the earlier of the plan amendment or curtailment and when the Group recognizes related restructuring costs or termination benefits.





**KNR Muzaffarpur Holdings Private Limited**  
**Notes forming part of the consolidated financial statements**

**2.17 Taxes on Income**

Income tax comprises of current and deferred tax. It is recognized in profit or loss except to the extent that it relates to an item recognized directly in equity or in other comprehensive income.

**i. Current tax**

Current tax comprises the expected tax payable or receivable on the taxable income or loss for the year and any adjustment to the tax payable or receivable in respect of previous years. The amount of current tax reflects the best estimate of the tax amount expected to be paid or received after considering the uncertainty, if any, related to income taxes. It is measured using tax rates (and tax laws) enacted or substantively enacted by the reporting date.

Current tax assets and current tax liabilities are offset only if there is a legally enforceable right to set off the recognised amounts, and it is intended to realize the asset and settle the liability on a net basis or simultaneously.

**ii. Deferred tax**

Deferred tax is recognised on temporary differences between the carrying amounts of assets and liabilities in the consolidated financial statements and the corresponding tax bases used in the computation of taxable profit. Deferred tax liabilities are generally recognised for all taxable temporary differences. Deferred tax assets are generally recognised for all deductible temporary differences to the extent that it is probable that taxable profits will be available against which those deductible temporary differences can be utilized. Such deferred tax assets and liabilities are not recognised if the temporary differences arise from the initial recognition (other than in a business combination) of assets and liabilities in a transaction that affects neither the taxable profit nor the accounting profit. In addition, deferred tax liabilities are not recognised if the temporary difference arises from the initial recognition of goodwill.

The carrying amount of deferred tax assets is reviewed at the end of each reporting period and reduced to the extent that it is no longer probable that sufficient taxable profits will be available to allow all or part of the asset to be recovered. Deferred tax assets and liabilities are measured at the tax rates that are expected to apply in the period in which the liability is settled or the asset realised, based on tax rates (and tax laws) that have been enacted or substantively enacted by the end of the reporting period.

**iii. Minimum Alternate Tax (MAT)**

Minimum Alternative Tax ("MAT") under the provisions of the Income-tax Act, 1961 is recognised as current tax in the statement of profit and loss. The credit available under the Act in respect of MAT paid is recognised as an asset only when and to the extent there is convincing evidence that the Group will pay normal income tax during the period for which the MAT credit can be carried forward for set-off against the normal tax liability. MAT credit recognised as an asset is reviewed at each balance sheet date and written down to the extent the aforesaid convincing evidence no longer exists.

**2.18 Leases**


Leases in which a substantial portion of risks and rewards of ownership are retained by the lessor are classified as operating leases. Payments and receipts under such leases are recognised to the Statement of Profit and loss on a straight-line basis over the term of the lease unless the lease payments to the lessor are structured to increase in line with expected general inflation to compensate for the lessor's expected inflationary cost increase, in which case the same are recognised as an expense in line with the contractual term.

**2.19 Cash flow statement**

The Consolidated Cash flow statement is prepared in accordance with Ind AS 7 by using indirect method by segregating as cash flows from operating, investing and financing activities. Under the Cash flow from operating activities, the net profit is adjusted for the effects of Non-cash items, Changes in working capital and other items for which the cash effects are investing or financing cash flows.

Cash and cash equivalents (including bank balances) are reflected as such in the Cash Flow Statement. Those amounts which are not considered in cash and cash equivalents as on the date of Balance Sheet are included in investing activities.

Cash comprises cash on hand and demand deposits with banks. Cash equivalents are short-term balances (with an original maturity of three months or less from the date of acquisition).



**KNR Muzaffarpur Holdings Private Limited**  
**Notes forming part of the consolidated financial statements**

**2.20 Earnings per share**

**a) Earnings per share**

Basic earnings per share is calculated by dividing:

- the profit attributable to owners of the Group
- by the weighted average number of equity shares outstanding during the financial year, adjusted for bonus elements in equity shares issued during the year and excluding treasury share.

**b) Diluted earnings per share**

Diluted earnings per share adjusts the figures used in the determination of basic earnings per share to take into account:

- the after income tax effect of interest and other financing costs associated with dilutive potential equity shares, and
- The weighted average number of additional equity shares that would have been outstanding assuming the conversion of all dilutive potential equity shares.

**2.21 Borrowing Costs**

Borrowing costs include interest expense calculated using the effective interest method. Borrowing costs that are attributable to the acquisition, construction or production of a qualifying asset are capitalized as part of cost of such asset till such time the asset is ready for its intended use or sale. A qualifying asset is an asset that necessarily requires a substantial period of time to get ready for its intended use or sale. All other borrowing costs are recognised in profit or loss in the period in which they are incurred.

**2.22 Key accounting estimates and judgements**

The preparation of these consolidated financial statements in conformity with Ind AS requires the management to make estimates and assumptions considered in the reported amounts of assets, liabilities (including contingent liabilities), income and expenses. The Management believes that the estimates used in preparation of the financial statements are prudent and reasonable. Actual results could differ due to these estimates and the differences between the actual results and the estimates are recognized in the periods in which the results are known / materialize. Estimates include the property plant and equipment, inventory, future obligations in respect of retirement benefit plans, provisions, fair value measurement and taxes etc.

**a) Property, plant and equipment**


The Group reviews the estimated useful lives of property plant and equipment at the end of each reporting period. During the current year, there has been no change in life considered for the assets.

**b) Fair value measurement of financial instruments**

When the fair values of financial assets and financial liabilities recorded in the Balance Sheet cannot be measured based on quoted prices in active markets, their fair value is measured using valuation techniques, including the discounted cash flow model, which involve various judgements and assumptions.

**c) Provision for employee benefits**

The Group uses actuarial assumptions to determine the obligations for employee benefits at each reporting period. These assumptions include the discount rate, expected long-term rate of return on plan assets, rate of increase in compensation levels and mortality rates.



**KNR Muzaffarpur Holdings Private Limited**  
Notes forming part of the consolidated financial statements

**3.1 Property, Plant and Equipment**

(Rs. in Lakhs)


Particulars	Tangible Assets					
	Furniture and Fixtures	Office equipment	Computers & Accessories	Buildings	Vehicles	Total
<b>Cost (Carrying value)</b>						
As at April 1, 2018	1.67	29.11	4.35	-	8.21	<b>43.34</b>
Additions	2.63	34.72	2.26	-	1.30	<b>40.91</b>
Disposals/Adjustments	-	-	-	-	-	-
<b>As at March 31, 2019</b>	<b>4.30</b>	<b>63.83</b>	<b>6.61</b>	<b>-</b>	<b>9.51</b>	<b>84.25</b>
<b>Depreciation</b>						
As at April 1, 2018	0.43	6.29	1.19	-	1.29	<b>9.20</b>
Charge for the period	0.24	7.81	1.58	-	0.83	<b>10.46</b>
Disposals/Adjustments	-	-	-	-	-	-
<b>As at March 31, 2019</b>	<b>0.67</b>	<b>14.10</b>	<b>2.77</b>	<b>-</b>	<b>2.12</b>	<b>19.66</b>
<b>Net block</b>						
<b>As at March 31, 2019</b>	<b>3.63</b>	<b>49.73</b>	<b>3.84</b>	<b>-</b>	<b>7.39</b>	<b>64.59</b>
<b>As at March 31, 2018</b>	<b>1.24</b>	<b>22.82</b>	<b>3.16</b>	<b>-</b>	<b>6.92</b>	<b>34.14</b>
<b>Cost (Carrying value)</b>						
As at April 1, 2019	4.30	63.83	6.61	-	9.51	<b>84.25</b>
Additions	-	7.93	3.83	17.87	-	<b>29.63</b>
Disposals/Adjustments	-	-	-	-	-	-
<b>As at March 31, 2020</b>	<b>4.30</b>	<b>71.76</b>	<b>10.44</b>	<b>17.87</b>	<b>9.51</b>	<b>113.88</b>
<b>Depreciation</b>						
As at April 1, 2019	0.67	14.10	2.77	-	2.12	<b>19.66</b>
Charge for the period	0.46	13.91	2.36	1.06	1.29	<b>19.08</b>
Disposals/Adjustments	-	-	-	-	-	-
<b>As at March 31, 2020</b>	<b>1.13</b>	<b>28.01</b>	<b>5.13</b>	<b>1.06</b>	<b>3.41</b>	<b>38.74</b>
<b>Net block</b>						
<b>As at March 31, 2020</b>	<b>3.17</b>	<b>43.75</b>	<b>5.31</b>	<b>16.81</b>	<b>6.10</b>	<b>75.14</b>
<b>As at March 31, 2019</b>	<b>3.63</b>	<b>49.73</b>	<b>3.84</b>	<b>-</b>	<b>7.39</b>	<b>64.59</b>

\* Depreciation has been capitalised.

**3.2 Other Intangible Assets**

(Rs. in Lakhs)

Particulars	Computer software	Carriage Way	Intangible assets under development	Total
<b>Cost (Carrying value)</b>				
As at April 1, 2018	-	49,612.54	-	<b>49,612.54</b>
Additions	-	-	-	-
Disposals/Adjustments	-	-	-	-
<b>As at March 31, 2019</b>	<b>-</b>	<b>49,612.54</b>	<b>-</b>	<b>49,612.54</b>
<b>Depreciation</b>				
As at April 1, 2018	-	4,597.49	-	<b>4,597.49</b>
Charge for the period	-	2,946.12	-	<b>2,946.12</b>
Disposals/Adjustments	-	-	-	-
<b>As at March 31, 2019</b>	<b>-</b>	<b>7,543.61</b>	<b>-</b>	<b>7,543.61</b>
<b>Net block</b>				
<b>As at March 31, 2019</b>	<b>-</b>	<b>42,068.93</b>	<b>-</b>	<b>42,068.93</b>
<b>As at March 31, 2018</b>	<b>-</b>	<b>45,015.05</b>	<b>-</b>	<b>45,015.05</b>
<b>Cost (Carrying value)</b>				
As at April 1, 2019	-	49,612.54	-	<b>49,612.54</b>
Additions	-	-	-	-
Disposals/Adjustments	-	-	-	-
<b>As at March 31, 2020</b>	<b>-</b>	<b>49,612.54</b>	<b>-</b>	<b>49,612.54</b>
<b>Depreciation</b>				
As at April 1, 2019	-	7,543.61	-	<b>7,543.61</b>
Charge for the period	-	2,954.19	-	<b>2,954.19</b>
Disposals/Adjustments	-	-	-	-
<b>As at March 31, 2020</b>	<b>-</b>	<b>10,497.80</b>	<b>-</b>	<b>10,497.80</b>
<b>Net block</b>				
<b>As at March 31, 2020</b>	<b>-</b>	<b>39,114.74</b>	<b>-</b>	<b>39,114.74</b>
<b>As at March 31, 2019</b>	<b>-</b>	<b>42,068.93</b>	<b>-</b>	<b>42,068.93</b>



**KNR Muzaffarpur Holdings Private Limited**  
Notes forming part of the consolidated financial statements

**4 - Other Non-current Assets**

		(Rs. in Lakhs)	
		As at	
		March 31, 2020	March 31, 2019
GST Input		7.28	23.41
Other Deposits		3.82	3.82
		<b>11.10</b>	<b>27.23</b>

**5 - Investments**

		(Rs. in Lakhs)	
		As at	
		March 31, 2020	March 31, 2019
<b>Current</b>	<b>No. of Units</b>		
Trade - Quoted - at fair value			
Investments in Mutual funds			
UTI Mutual fund	26168.535 (PY Nil)	220.84	800.95
		<b>220.84</b>	<b>800.95</b>

**6 - Cash and Cash Equivalents**

		(Rs. in Lakhs)	
		As at	
		March 31, 2020	March 31, 2019
Balances with banks:			
In current accounts		366.05	26.49
Cash on hand		13.65	63.71
<b>Total</b>		<b>379.70</b>	<b>90.20</b>

**7 - Other Bank Balances**

		(Rs. in Lakhs)	
		As at	
		March 31, 2020	March 31, 2019
Fixed deposits (3months to 12 months)		1,135.35	1,017.67
<b>Total</b>		<b>1,135.35</b>	<b>1,017.67</b>

**8 - Other Financial Assets**

		(Rs. in Lakhs)	
		As at	
		March 31, 2020	March 31, 2019
Amount recoverable from KNRCCL (Creditors for expenses)		-	-
Receivable from NHAI		190.18	246.97
Receivable from JKM - DLP		1,125.53	475.04
<b>Total</b>		<b>1,315.71</b>	<b>722.01</b>

**9 - Current Tax Asset**


		(Rs. in Lakhs)	
		As at	
		March 31, 2020	March 31, 2019
TDS Receivable		18.96	23.45
<b>Total</b>		<b>18.96</b>	<b>23.45</b>

**10 - Other Current Assets**

		(Rs. in Lakhs)	
		As at	
		March 31, 2020	March 31, 2019
Advance to EPC Contractor - JKM		3,331.12	3,145.09
Staff Imprest		2.58	3.91
Prepaid Expenses		7.88	6.68
Other Advances		0.07	3.38
<b>Total</b>		<b>3,341.65</b>	<b>3,159.06</b>

**11 - Equity Share Capital**

		(Rs. in Lakhs)	
		As at	
		March 31, 2020	March 31, 2019
<b>Authorised Share capital</b>			
10,000 Equity Shares of Rs. 10/- each		1.00	1.00
2,79,90,000 Preference Shares of Rs .10/- each		2,799.00	2,799.00
<b>Issued, subscribed &amp; fully paid share capital</b>			
10,000 Equity Shares of 10/- Each Fully Paid up		1.00	1.00
(Wholly Owned subsidiary of KNRC Holdings and Investments Private Limited)			
2,75,91,000 9% Non-Cumulative Redeemable Preference Shares of 10/- Each		2,759.10	2,759.10
<b>Total</b>		<b>2,760.10</b>	<b>2,760.10</b>



**KNR Muzaffarpur Holdings Private Limited**  
**Notes forming part of the consolidated financial statements**

11.1 The Company has only one class of shares referred to as equity shares having a par value of Rs. 10/- . Each holder of equity shares is entitled to one vote per share.

11.2 The details of equity shares holding more than 5% shares as at March 31, 2020 and March 31, 2019 is set out below:

11.3 The below Preference shares are kept as security with KNRC Holdings & Investments Private Limited for the outstanding liabilities of JKM Infra Projects Limited in KNRCCL group.

Name of the shareholder	As at March 31, 2020		As at March 31, 2019	
	No. of Shares	% held	No. of Shares	% held
KNRC Holdings and Investments Pvt. Ltd.,	10,000	100%	10,000	100%

11.4 The details of 9% Non- cumulative Redeemable Preference Shares held by each shareholders holding more than 5% of total NCRPS

Name of the shareholder	As at March 31, 2020		As at March 31, 2019	
	No. of Shares	% held	No. of Shares	% held
JKM Infra Projects Ltd., (Refer Note : 11.3)	27,591,000	100%	27,591,000	100%

11.5 The reconciliation of the number of shares outstanding at the beginning and at the end of the year is set out below:

	As at March 31, 2020		As at March 31, 2019	
	No. of Shares	Rupees in Lakhs	No. of Shares	Rupees in Lakhs
Number of Equity Shares at the beginning	10,000	1.00	10,000	1.00
Add:- Number of Shares Issued	-	-	-	-
Less: Number of Shares Bought Back	-	-	-	-
Number of Equity Shares at the end of the year	10,000	1.00	10,000	1.00
Number of Non-Cumulative Redeemable Preference Shares at the beginning	27,591,000	2,759.10	27,591,000	2,759.10
Add:- Number of Shares Issued	-	-	-	-
Less: Number of Shares Brought Back	-	-	-	-
Number of Non-Cumulative Redeemable Preference Shares at the end of the year	27,591,000	2,759.10	27,591,000	2,759.10

**11.6 - Instrument entirely equity in Nature**

	As at	
	March 31, 2020	March 31, 2019
KNR Constructions Ltd.,	5,276.50	5,276.50
KNR Holdings Pvt Ltd	3,629.10	3,629.10
JKM Infra Projects Ltd	850.00	850.00
	9,755.60	9,755.60

**12 - Other Equity**

	(Rs. in Lakhs)	
	March 31, 2020	March 31, 2019
I) Surplus/(deficit) in the Statement of Profit and Loss	(3,822.00)	(3,227.37)
Add: Profit/(Loss) for the year	(996.15)	(594.63)
	(4,818.15)	(3,822.00)
II) Other Comprehensive Income - Gratuity	(0.96)	(0.71)
<b>Total</b>	<b>(4,819.11)</b>	<b>(3,822.71)</b>

**13 - Borrowings**

	(Rs. in Lakhs)	
	March 31, 2020	March 31, 2019
<b>Non-current</b>		
<b>Secured loans</b>		
From Banks (Rupee Loans) -(Foot Note - 13.1)	28,872.79	29,940.55
<b>Un Secured - Deferred Payment Liability</b>		
Premium Payable - NHAI ( Refer note : 27)	3,944.42	4,046.88
<b>Total</b>	<b>32,817.21</b>	<b>33,987.43</b>


**Note - 13.1**

**Terms of Security of Project Loan**

- Mortgage /charge over the company's immovable and movable properties (other than project assets but including all receivables) both present and future;
- Charge/assignment of revenues receivables .
- Charge over /assignment of the rights, titles and interests of the company in to and in respect of all project agreements (in accordance with concession agreement).
- Assignment of insurance policies, interest, benefits, claims, guarantees ,performance bonds and liquidated damages;
- Pledge of 51% of the fully paid up Equity share capital of the company;
- The aforesaid charge will rank Pari - Passu with the mortgages and charges created/to be created in favour of participating institutions/banks.
- Sponsor has provided a Corporate Guarantee to the tune of 20% of the outstanding Term Loan debt.

**Terms of Repayment of Project Loan**

The above loan is repayable in fifty quarterly unequal installments ranging from 0.16 crores to 10.94 crores beginning from 1st January, 2017 to 1st April, 2028. The numbers of balance installments as on 31st March, 2020 are 37. The interest charged by the lenders is at 10%. Interest is payable monthly.



**KNR Muzaffarpur Holdings Private Limited**  
**Notes forming part of the consolidated financial statements**

**14 - Other Financial Liabilities**

	(Rs. in Lakhs)	
	As at	
	March 31, 2020	March 31, 2019
<b>Non-current</b>		
Interest on Premium Payable - NHAI ( Refer note :27)	128.09	140.37
<b>From related parties ( Refer note :31)</b>		
KNR Constructions Ltd.,	12.85	11.82
KNRC Holdings and Investments Pvt. Ltd.,	5.00	5.00
JKM Infra Projects Ltd.,	22.17	22.17
<b>Total non-current other financial liabilities</b>	<b>168.11</b>	<b>179.36</b>
<b>Current</b>		
<b>Current maturities of long-term debts:</b>		
Term loans - from Banks	954.00	735.15
<b>From related parties ( Refer note :31)</b>		
Expenses Payable -JKM Infra Projects Ltd.,	21.50	21.50
Expenses Payable - KNR Constructions Ltd.,	37.74	1.47
Retention Deposit -JKM Infra Projects Ltd	425.00	425.00
Independent Engineer Fees Payable	-	41.53
Salaries Payable	6.36	4.96
Other Payables	50.06	71.29
Advance Received From Related Parties	-	-
Outstanding Expenses	0.16	-
<b>Total current other financial liabilities</b>	<b>1,494.82</b>	<b>1,300.90</b>
<b>Total</b>	<b>1,662.93</b>	<b>1,480.26</b>

**15 - Provisions**

	(Rs. in Lakhs)	
	As at	
	March 31, 2020	March 31, 2019
<b>Non - Current</b>		
Gratuity ( Refer note : 30)	4.14	2.70
Provision for Major Maintenance	1,423.55	847.35
	<b>1,427.69</b>	<b>850.05</b>
<b>Current</b>		
Provision for Capital Expenditure (Refer Foot Note)	741.50	741.50
Gratuity	0.11	0.07
	<b>741.61</b>	<b>741.57</b>
<b>Total</b>	<b>2,169.30</b>	<b>1,591.62</b>

**Movement of Provision for Major Maintenance**

	As at	
PARTICULARS	March 31, 2020	March 31, 2019
Balance as at 1 April	847.35	378.28
Provision made during the year	474.52	423.68
Un winding Interest on MMR	101.68	45.39
Provision utilised during the year	-	-
Provision reversed during the year	-	-
<b>Balance as at 31 March</b>	<b>1,423.55</b>	<b>847.35</b>


Foot Note: During the year company has received the 100% PCOD, and Rs. 741.50 lakhs pending for certification, hence provision has been made and capitalised and the certification is pending till the date.

**16 - Trade Payables**

	(Rs. in Lakhs)	
	As at	
	March 31, 2020	March 31, 2019
Bills Payable (Sub-contractors/Labour/Service)	143.25	180.06
KNR Constructions Limited	233.79	183.34
<b>Total</b>	<b>377.04</b>	<b>363.40</b>

**17 - Other Current Liabilities**

	(Rs. in Lakhs)	
	As at	
	March 31, 2020	March 31, 2019
Dues to statutory/government authorities	6.94	18.83
Mobilisation from NHAI	276.16	276.16
<b>Total</b>	<b>283.10</b>	<b>294.99</b>



**KNR Muzaffarpur Holdings Private Limited**  
**Notes forming part of the consolidated financial statements**

**18 - Revenue From Operations**

	<b>(Rs. in Lakhs)</b>	
	<b>Year ended</b>	<b>Year ended</b>
	<b>31-03-2020</b>	<b>31-03-2019</b>
Toll Revenue	6,916.38	7,534.28
<b>Total</b>	<b>6,916.38</b>	<b>7,534.28</b>

**19 - Other Income**

	<b>(Rs. in Lakhs)</b>	
	<b>Year ended</b>	<b>Year ended</b>
	<b>31-03-2020</b>	<b>31-03-2019</b>
Other Income	80.10	74.80
Credit balances written back	22.46	-
Repairs & maintainane income - DLP	580.79	431.86
Gain/(Loss) on FV of Mutual funds	44.89	6.11
<b>Total</b>	<b>728.24</b>	<b>512.77</b>

**20 - Operation & Maintenance Expenses**

	<b>(Rs. in Lakhs)</b>	
	<b>Year ended</b>	<b>Year ended</b>
	<b>31-03-2020</b>	<b>31-03-2019</b>
Toll Maintenance Expenditure	177.66	163.75
Provision for MMR	474.52	423.68
Repairs & Maintenance - DLP	456.67	413.93
Operation and Maintenance expenses - Routine	456.75	217.50
<b>Total</b>	<b>1,565.60</b>	<b>1,218.86</b>

**21 - Employee Benefits Expense**

	<b>(Rs. in Lakhs)</b>	
	<b>Year ended</b>	<b>Year ended</b>
	<b>31-03-2020</b>	<b>31-03-2019</b>
Salaries, Wages and Other Benefits	56.90	88.23
Staff welfare Expenses	3.21	2.81
<b>Total</b>	<b>60.11</b>	<b>91.04</b>

**KNR Muzaffarpur Holdings Private Limited**  
**Notes forming part of the consolidated financial statements**

**22 - Finance Costs**


	(Rs. in Lakhs)	
	Year ended	Year ended
	31-03-2020	31-03-2019
Interest on Term Loans	3,275.61	3,640.35
Interest on Premium Payable	45.21	99.77
Unwinding interest on NHAH Premium	430.49	455.48
Unwinding interest on MMR	101.68	45.39
Unwinding Processing Fee	12.26	41.12
Other Borrowing Charges	10.69	85.88
Modification Gain or loss	538.30	-
<b>Total</b>	<b>4,414.24</b>	<b>4,367.99</b>

**23 - Other Expenses**

	(Rs. in Lakhs)	
	Year ended	Year ended
	31-03-2020	31-03-2019
Travelling & Conveyance (includes Boarding & Lodging Expenses)	5.13	8.30
Postage & Telegrams and Telephones	0.15	0.09
Security Charges	49.70	47.76
Advertisement and publicity	1.05	1.05
Legal & Professional Charges	5.78	16.66
Interest on TDS	0.32	1.30
Insurance	29.48	24.93
Rates and taxes excluding taxes of Income	0.14	18.11
Payments to the Auditor	6.39	3.45
Consultancy Expenses	64.00	65.32
Power & Fuel	150.22	140.12
Mess Expenses	23.58	28.65
Telephone Expenditure	2.98	2.25
Labour Expenses	84.52	83.78
Hire Charges	47.06	28.59
Repairs & Maintenance	22.08	12.93
AMC Charges	21.17	19.92
GST Expenses	56.71	50.48
Printing & Stationery	5.99	7.07
Other Expenses	7.48	8.35
<b>Total</b>	<b>583.93</b>	<b>569.11</b>

**24 - Other Comprehensive Income**

	(Rs. in Lakhs)	
	Year ended	Year ended
	31-03-2020	31-03-2019
i) Items that will not be reclassified to profit or loss		
Actuarial Gains & Losses	0.25	0.20
ii) Items that will be reclassified to profit or loss		
<b>Total</b>	<b>0.25</b>	<b>0.20</b>





**KNR Muzaffarpur Holdings Private Limited**  
**Notes forming part of the consolidated financial statements**

**25 Capital management**

The Group's policy is to maintain a strong capital base so as to safeguard its ability to continue as a going concern, so that it can continue to provide returns for shareholders and benefits for other stakeholders and for the future development of the Company. In order to maintain or achieve an optimal capital structure, the Company may adjust the amount of dividend payment, return on capital to shareholders or issue of new shares.

The Group's adjusted net debt to equity ratio at March 31, 2020 and March 31, 2019 was as follows

	March 31, 2020	March 31, 2019
Debt from Banks	29,826.79	30,675.70
Less: cash and cash equivalents	379.70	90.20
<b>Adjusted net debt</b>	<b>29,447.09</b>	<b>30,585.50</b>
Total equity	7,696.59	8,692.99
<b>Adjusted equity</b>	<b>7,696.59</b>	<b>8,692.99</b>
<b>Adjusted net debt to adjusted equity ratio</b>	<b>3.83</b>	<b>3.52</b>

Note : Debt from Banks includes Interest accrued and due

**26 Financial Instruments - Fair values and risk management**

**A. Accounting classifications and fair values**


The following table shows the carrying amounts and fair values of financial assets and financial liabilities, including their levels in the fair value hierarchy.

Particulars	March 31, 2020		March 31, 2019	
	FVTPL	Carrying amount	FVTPL	Carrying amount
<b>Financial assets</b>		<b>Amortised Cost</b>		<b>Amortised Cost</b>
Investments	-	220.84	-	220.84
Cash and cash equivalents	-	379.70	-	379.70
Bank balances, other than above	-	1,135.35	-	1,135.35
Other financial assets	-	1,315.71	-	1,315.71
	-	<b>3,051.60</b>	-	<b>3,051.60</b>
<b>Financial liabilities</b>				
Secured Bank Loans	-	29,826.79	-	29,826.79
NHAI Premium Payable	-	3,944.42	-	3,944.42
Trade payables	-	377.04	-	377.04
Other financial liabilities	-	708.93	-	708.93
	-	<b>34,857.18</b>	-	<b>34,857.18</b>

The management assessed the financial assets and liabilities measured at amortised cost are approximate to the fair values since the Group does not anticipate that the carrying amounts would be significantly different from the values that would eventually be received or settled.

Particulars	March 31, 2020		March 31, 2019	
	FVTPL	Carrying amount	FVTPL	Carrying amount
<b>Financial assets</b>		<b>Amortised Cost</b>		<b>Amortised Cost</b>
Investments	-	800.95	-	800.95
Cash and cash equivalents	-	90.20	-	90.20
Bank balances, other than above	-	1,017.67	-	1,017.67
Other financial assets	-	722.01	-	722.01
	-	<b>2,630.83</b>	-	<b>2,630.83</b>
<b>Financial liabilities</b>				
Secured Bank Loans	-	30,675.70	-	30,675.70
NHAI Premium Payable	-	4,046.88	-	4,046.88
Trade payables	-	363.40	-	363.40
Other financial liabilities	-	745.11	-	745.11
	-	<b>35,831.09</b>	-	<b>35,831.09</b>

The management assessed the financial assets and liabilities measured at amortised cost are approximate to the fair values since the Group does not anticipate that the carrying amounts would be significantly different from the values that would eventually be received or settled.



**KNR Muzaffarpur Holdings Private Limited****Notes forming part of the consolidated financial statements****26 Financial Instruments - Fair values and risk management****B. Financial risk management**

The Company has exposure to the following risks arising from financial instruments:

- a) credit risk
- b) liquidity risk
- c) market risk

The Company's board of directors has overall responsibility for the establishment and oversight of the Company's risk management framework. The Company's risk management policies are established to identify and analyze the risks faced by the Company, to set appropriate risk limits and controls and to monitor risks and adherence to limits. Risk management policies and systems are reviewed regularly to reflect changes in market conditions and the Company's activities. The Company, through its training and management standards and procedures, aims to maintain a disciplined and constructive control environment in which all employees understand their roles and obligations.

The Company's Board oversees how management monitors compliance with the Company's risk management policies and procedures, and reviews the adequacy of the risk management framework in relation to the risks faced by the Company. The Board is assisted in its oversight role by internal audit. Internal audit undertakes both regular and ad hoc reviews of risk management controls and procedures, the results of which are reported to the audit committee.

**a) Credit risk**

Credit risk is the risk of financial loss to the Company if a customer or counterparty to a financial instrument fails to meet its contractual obligations, and arises principally from the Company's receivables from customers; loans and investments in debt securities.

The carrying amounts of financial assets represent the maximum credit risk exposure.

**Trade receivables**

The group's BOT projects generally does not have trade receivable as collection of toll income coincide as and when the traffic passes through toll plazas. Hence, the management believes that the company is not exposed to any credit risk.

**b) Liquidity risk**

Liquidity risk is the risk that the Company will encounter difficulty in meeting the obligations associated with its financial liabilities that are settled by delivering cash or another financial asset. The Company's approach to managing liquidity is to ensure, as far as possible, that it will have sufficient liquidity to meet its liabilities when they are due, under both normal and stressed conditions, without incurring unacceptable losses or risking damage to the Company's reputation. The Company uses activity-based costing to cost its products and services, which assists it in monitoring cash flow requirements and optimizing its cash return on investments.

**Exposure to liquidity risk**


The following are the remaining contractual maturities of financial liabilities at the reporting date. The amounts are gross and undiscounted, and include contractual interest payments and exclude the impact of netting agreements

**March 31, 2020**

		(Rs. In Lakhs)		
		<b>Contractual Cash flows</b>		
	<b>Carrying Amount</b>	<b>Upto 1 Year</b>	<b>1 to 3 Years</b>	<b>More than 3 year</b>
<b>Non-derivative financial liabilities</b>				
Secured Bank loans	29,826.79	954.00	3,379.80	25,492.99
NHAI Premium Payable	3,944.42	-	-	3,944.42
Trade payables	377.04	377.04	-	-
Other financial liabilities	708.93	115.82	-	593.11
	<b>34,857.18</b>	<b>1,446.86</b>	<b>3,379.80</b>	<b>30,030.52</b>

**March 31, 2019**

		(Rs. In Lakhs)		
		<b>Contractual Cash flows</b>		
	<b>Carrying Amount</b>	<b>Upto 1 Year</b>	<b>1 to 3 Years</b>	<b>More than 3 year</b>
<b>Non-derivative financial liabilities</b>				
Secured Bank loans	30,675.70	735.15	2,425.80	27,514.75
NHAI Premium Payable	4,046.88	-	-	4,046.88
Trade payables	363.40	25.01	-	338.39
Other financial liabilities	745.11	140.75	-	604.36
	<b>35,831.09</b>	<b>900.91</b>	<b>2,425.80</b>	<b>32,504.38</b>



**KNR Muzaffarpur Holdings Private Limited****Notes forming part of the consolidated financial statements****c) Market risk**

Market risk is the risk that changes in market prices – such as foreign exchange rates, interest rates and equity prices – will affect the

**Foreign Currency Risk**

Foreign Currency risk is the risk that fair value or future cash flow of a financial instrument will fluctuate because of changes in The Company is not exposed to foreign currency risk as it has no borrowing or no material payables in foreign currency

**Interest rate risk**

Interest rate risk is the risk that fair value of future cash flow of a financial instrument will fluctuate because of changes in market interest rates.

The interest risk arises to the company mainly from long term borrowings with variable rates. The Company measures risk through sensitivity analysis.

The Company is exposed to Interest rate risk as it has variable interest rate borrowings.

The company's exposure to interest rate risk due to borrowings is as follows:

(Rs. In lakhs)			
Particulars	Note No.	March 31, 2020	March 31, 2019
Borrowings outstanding	11	28,872.79	29,940.55
Borrowings Current maturities	12	954.00	735.15

**Sensitivity analysis**

(Rs. In lakhs)

Interest Rate Risk Analysis	Impact on profit/ loss after tax	
	FY 2019-20	FY 2018-19
Increase or decrease in Interest by 25bp	75.63	77.71

Note : In case of Increase in Interest rate, Profit will reduce and vice versa

**Price risk**

Price risk is the risk that the fair value or future cash flows of a financial instrument will fluctuate because of changes in market prices (other than those arising from interest rate risk or currency risk).

Particulars	Note No.	March 31, 2020	March 31, 2019
Investments	5	220.84	800.95

**Sensitivity analysis**

(Rs. In lakhs)

Price Risk Analysis	Impact on profit/ loss after tax	
	FY 2019-20	FY 2018-19
Increase or decrease in NAV by 2%	10.22	8.01

Note : In case of Decrease in NAV, Profit will reduce and vice versa

**27 Service concession arrangement**

- i) The Company has entered into a service concession arrangement with National Highways authority of India (NHA) for design, construction, development, finance, operation and maintenance of NH-28 from Km 519.600 to Km 627.000 in the State of Bihar for a period of twenty one (21) years from commencement date i.e. 08 July 2012 including construction period. The Company has achieved its PCOD on 03 June 2016, and toll collection has been commenced from 09 June 2016 and achieved 100% PCOD on 24 August 2017 and 100% toll collection has been commenced from 01 October 2017. The SCA does not provide for any renewal of this arrangement.


The Company has right to charge the users of the Asset as toll. Accordingly, the Company has recognised a Intangible asset, At the end of the concession period the toll road will become the property of the Authority and the Company will have no further involvement in its operation or maintenance.

During the year, the Company has recorded Toll revenue of Rs. 6,916.38 Lakhs.

The revenue recognised in relation to construction represents the fair value of the construction services provided in constructing the toll road.

The Company has recognised a Intangible asset of Rs. 49,612.54 Lakhs

- ii) The company is required to make annual payments to the authority(NHA) during the course of SCA which is called negative grant as per Ind-As 115, and the same was recognised as a liability with a present value of future annual payments payable during the period of SCA. And the same was capitalised to the intangible assets.



**KNR Muzaffarpur Holdings Private Limited**  
**Notes forming part of the consolidated financial statements**

**28 Contingent Liability and Commitments**

(Rs. in lakhs)

		As at	
		March 31, 2020	March 31, 2019
i)	Contingent Liabilities	Nil	Nil
ii)	Commitments		
	a) Estimated amount of contracts remaining to be executed on capital account and not provided for	Nil	Nil
	<b>Total</b>	Nil	Nil

**29 Disclosure pursuant to Ind AS 33 "Earnings Per Share(EPS)"**

(Rs. in lakhs)

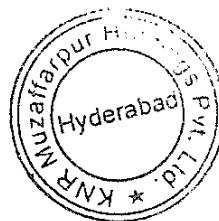
	Year ended March 31, 2020	Year ended March 31, 2019
i. Profit (loss) attributable to equity shareholders(basic)	(1,436.28)	(1,156.53)
ii. Weighted average number of equity shares (basic)	10,000	10,000
<b>Basic EPS</b>	<b>(0.14)</b>	<b>(0.12)</b>
i. Profit (loss) attributable to equity shareholders(diluted)	(1,436.28)	(1,156.53)
ii. Weighted average number of equity shares (diluted)	10,000	10,000
<b>Diluted EPS</b>	<b>(0.14)</b>	<b>(0.12)</b>

**30 Employee Benefits**

The disclosure is pursuant to the requirements of Ind AS 19.

The liability for gratuity in respect of following subsidiaries/step down subsidiaries:

- KNR Muzaffarpur Barauni Tollway Private Limited for the year ended March 31, 2020 is Rs. 3.84 lakhs (March 31, 2019 is Rs. 2.77 Lakhs)



**KNR Muzaffarpur Holdings Private Limited**  
**Notes forming part of the consolidated financial statements**

**31 Disclosure of Related Parties/ Related Party Transactions pursuant to Ind As 24: Related party Disclosure"**

<b>A - Names of related parties and nature of relationship</b>				
<b>S.No.</b>	<b>Particulars</b>	<b>Country</b>	<b>Holding as at</b>	
			<b>March 31, 2020</b>	<b>March 31, 2019</b>
<b>I)</b>	<b>Subsidiaries</b>			
	KNR Muzaffarpur-Barauni Tollway Pvt. Ltd.,	India	51%	51%
<b>II)</b>	<b>Holding Company</b>			
	KNRC Holdings and Investments Pvt. Ltd.,			
<b>III)</b>	<b>Ultimate Holding Company</b>			
	KNR Constructions Limited			
<b>IV)</b>	<b>Key Management Personnel (KMP)</b>			
	<b>Name of the person</b>	<b>Designation</b>		
1	Sri. K. Narasimha Reddy	Director		
2	Sri K. Jalandhar Reddy	Director		

**B - List of transaction with related parties during the year**


(Rs. in Lakhs)

<b>S. No</b>	<b>Name of the related party</b>	<b>Nature of transactions</b>	<b>31 March 2020</b>	<b>31 March 2019</b>
1	KNR Constructions Limited	Advance received	1.03	9.88
		Expenses Payable	36.27	30.28
		Routine Maintenance expenses	50.45	217.50
2	KNRC Holdings and Investments Pvt. Ltd.,	Advance received	-	-
		Instrument entirely equity in Nature	-	434.41

**C - Outstanding balance with related parties are as follows:**

(Rs. in Lakhs)

<b>S. No.</b>	<b>Name of the related party</b>	<b>Nature of transactions</b>	<b>31 March 2020</b>	<b>31 March 2019</b>
1	KNR Constructions Limited	Unsecured advance	12.85	11.82
		Instrument entirely equity in Nature	5,276.50	5,276.50
		Expenses Payable		1.47

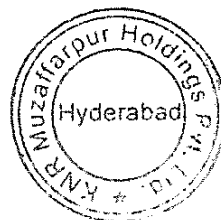


**KNR Muzaffarpur Holdings Private Limited**  
**Notes forming part of the consolidated financial statements**

		Bills payable	233.79	183.34
2	KNRC Holdings and Investments Pvt. Ltd.,	Share Capital	1.00	1.00
		Instrument entirely equity in Nature	3,629.10	3629.10
		Unsecured advance	5.00	5.00

**Terms and conditions of transactions with related parties**

All Related Party Transactions entered during the year were in ordinary course of the business and are on arm's length basis.



**KNR Muzaffarpur Holdings Private Limited**  
Notes forming part of the consolidated financial statements

**32 Disclosure mandated by Schedule III by way of additional information**


(Rs. in Lakhs)

Name of the entity in the Group	Net Assets, i.e., (total assets minus total liabilities)		Share in profit or loss		Share in other comprehensive income		Share in total comprehensive income	
	As % of consolidated net assets	Amount in Lakhs	As % of consolidated profit or loss	Amount in Lakhs	As % of consolidated other comprehensive income	Amount in Lakhs	As % of total comprehensive income	Amount in Lakhs
Consolidated	100%	8,303.61	100%	-1,952.53	100%	(0.25)	100%	-1,952.78
Parent	86.72%	7,200.87	0.05%	(0.97)	0.00%	-	0.05%	-0.97
Subsidiary companies								
KNR Muzaffarpur Barauni Tollway Pvt. Ltd.,	5.97%	495.71	50.97%	(995.18)	100.00%	(0.25)	50.98%	-995.43
Non-controlling interest in all subsidiaries	7.31%	607.02	48.98%	(956.38)	0.00%	-	48.98%	(956.38)
Total	100.00%	8,303.6	100.00%	-1,952.53	100.00%	-0.25	100.00%	-1,952.78

**33 Subsidiaries considered for consolidation**

**A - Names of related parties and nature of relationship**

S.No.	Country	Holding as at	
		March 31, 2020	March 31, 2019
<b>Subsidiaries</b>			
1	KNR Muzaffarpur-Barauni Tollway Pvt. Ltd.,	India	51%



**KNR Muzaffarpur Holdings Private Limited**  
**Notes forming part of the Consolidated financial statements**


**34 Segment Information**

The Group's operations predominantly consist of construction / project activities. Hence there are no reportable segments under Ind AS 108. During the year under report, substantial part of the Group's business has been carried out in India. The conditions prevailing in India being uniform, no separate geographical disclosures are considered necessary.

**35 Reconciliation between the Opening and Closing balances in the financial statement for Financial Liabilities and Assets arising from Financial Activities (Ind AS – 7)**  
(Rs. in Lakhs)

Particulars	Long Term Borrowings	Instrument entirely equity in Nature	Deferred Payment Liability	Interest on Term Loan
<b>Opening Balance</b>	<b>30,675.70</b>	<b>9,755.60</b>	<b>4,046.88</b>	<b>0.00</b>
Interest Accrued during the year				3,875.94
<b>Cash flows</b>				
Received	-	-		
Repayment	(861.17)		(1071.25)	
Interest paid				(3,331.51)
<b>Non Cash items</b>				
Unwinding Interest			430.49	(532.17)
Impact of EIR	12.26			(12.26)
<b>Closing Balance</b>	<b>29,826.79</b>	<b>9,755.60</b>	<b>3,406.12</b>	<b>0.00</b>

- 36** The duration and impact of the COVID-19 pandemic remains unclear at present as on book closure date. Hence, it is not possible to reliably estimate the duration and severity of these consequences, as well as their impact on the consolidated financial position and consolidated results of the Company for future periods. However, the company is protected by the clauses 34.6 of the Concession Agreement of the subsidiary to claim such loss under force majeure event in the form of revenue loss compensation by way of extension of the concession period. The management of the Company will study the impact & the appropriate claim will be lodged after this pandemic period. Accordingly, the consolidated financial position and consolidated results of operations as of and for the year ended 31st March 2020 have not been adjusted to reflect their impact.





**KNR Muzaffarpur Holdings Private Limited**  
**Notes forming part of the consolidated financial statements**

**37 Approval of Financial Statements**

The financial statements were approved for issue by the Board of Directors on June 05, 2020

- 38** Previous year's figures have been regrouped/reclassified/rearranged wherever considered necessary.

**For Sukumar Babu & Co.,**

Chartered Accountants

(Firm Regn. No. 004188S)



**C. Sukumar Babu**


Partner

Membership No. 024293

Place: Hyderabad

Date: 05.06.2020

**For and on behalf of the Board**



**K. Jalandhar Reddy** **Venu Gopal Reddy**  
Director Director  
DIN: 00434911 DIN: 08089571

UDIN: 20024293AAAAAW1526