



Sukumar Babu & Co.

Chartered Accountants

513, 'B' Block, Aditya Enclave,

Ameerpet, Hyderabad - 500 038.

Phone No: +91 - 040 - 23731173

E-mail: sukumarbabuandco@hotmail.com

Independent Auditors' Report

To the Members of

KNRC Holdings And Investments Private Limited

Report on the Standalone Ind AS Financial Statements

We have audited the accompanying standalone Ind AS financial statements of **KNRC Holdings And Investments Private Limited** ("the Company"), which comprise the Balance Sheet as at March 31, 2019, and the Statement of Profit and Loss (including Other Comprehensive Income), Statement of Changes in Equity and Statement of Cash Flow for the year then ended, and a summary of the significant accounting policies and other explanatory information.

Management's Responsibility for the Financial Statements


The Company's Board of Directors is responsible for the matters stated in Section 134(5) of the Companies Act, 2013 ("the Act") with respect to the preparation of these Ind AS financial statements that give a true and fair view of the state of affairs (financial position), profit or loss (financial performance including other comprehensive income), changes in equity and cash flows of the Company in accordance with the accounting principles generally accepted in India, including the Indian Accounting Standards (Ind AS) prescribed under section 133 of the Act.

This responsibility also includes maintenance of adequate accounting records in accordance with the provisions of the Act for safeguarding the assets of the Company and for preventing and detecting frauds and other irregularities; selection and application of appropriate accounting policies; making judgments and estimates that are reasonable and prudent; and design, implementation and maintenance of adequate internal financial controls, that were operating effectively for ensuring the accuracy and completeness of the accounting records, relevant to the preparation and presentation of the Ind AS financial statements that give a true and fair view and are free from material misstatement, whether due to fraud or error.

Auditors' Responsibility

Our responsibility is to express an opinion on these Ind AS financial statements based on our audit.

We have taken into account the provisions of the Act, the accounting and auditing standards and matters, which are required to be included in the audit report under the provisions of the Act and the Rules made thereunder.



We conducted our audit of the Ind AS financial statements in accordance with the Standards on Auditing specified under Section 143(10) of the Act. Those Standards require that we comply with ethical requirements and plan and perform the audit to obtain reasonable assurance about whether the Ind AS financial statements are free from material misstatement.

An audit involves performing procedures to obtain audit evidence about the amounts and the disclosures in the Ind AS financial statements. The procedures selected depend on the auditor's judgment, including the assessment of the risks of material misstatement of the Ind AS financial statements, whether due to fraud or error. In making those risk assessments, the auditor considers internal financial control relevant to the Company's preparation of the Ind AS financial statements that give a true and fair view in order to design audit procedures that are appropriate in the circumstances. An audit also includes evaluating the appropriateness of the accounting policies used and the reasonableness of the accounting estimates made by the Company's Directors, as well as evaluating the overall presentation of the Ind AS financial statements.

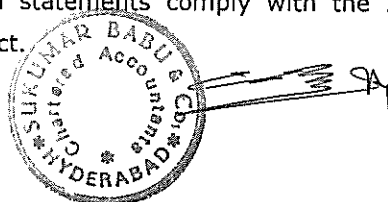
We believe that the audit evidence we have obtained is sufficient and appropriate to provide a basis for our audit opinion on the Ind AS financial statements.

Opinion

In our opinion and to the best of our information and according to the explanations given to us, the aforesaid Ind AS financial statements give the information required by the Act in the manner so required and give a true and fair view in conformity with the accounting principles generally accepted in India including the Ind AS, of the state of affairs (financial position) of the Company as at March 31, 2019, and its profit (financial performance including other comprehensive income), the changes in equity and its cash flows for the year ended on that date.


Report on Other Legal and Regulatory Requirements

1. As required by the Companies (Auditor's Report) Order, 2016 ("the Order") issued by the Central Government in terms of Section 143(11) of the Act, we give in "**Annexure A**" a statement on the matters specified in paragraphs 3 and 4 of the Order.
2. As required by section 143(3) of the Act, we report that:
 - a) We have sought and obtained all the information and explanations which to the best of our knowledge and belief were necessary for the purposes of our audit.
 - b) In our opinion proper books of account as required by law have been kept by the Company so far as appears from our examination of those books.
 - c) The company does not have any branches.
 - d) The Balance Sheet, the Statement of Profit and Loss, Statement of Changes in Equity and Statement of Cash Flow dealt with by this Report are in agreement with the books of account.
 - e) In our opinion, the aforesaid Ind AS financial statements comply with the Indian Accounting Standards prescribed under section 133 of the Act.



- f) On the basis of the written representations received from the directors as on March 31, 2019 taken on record by the Board of Directors, none of the directors is disqualified as on March 31, 2019 from being appointed as a director in terms of Section 164(2) of the Act.
- g) With respect to the other matters to be included in the Auditor's Report in accordance with Rule 11 of the Companies (Audit and Auditors) Rules, 2014, in our opinion and to the best of our information and according to the explanations given to us:
- i. The Company does not have any pending litigations which would impact its financial position.
 - ii. The Company did not have any long-term contracts including derivative contracts for which there were any material foreseeable losses.
 - iii. The Company not issued dividend from inspection of the company, hence transfer of funds not arising.

For Sukumar Babu & Co.,
Chartered Accountants
(Firm's Regn. No: 004188S)



C. Sukumar Babu
Partner


Membership No: 024293

Place: Hyderabad

Date: 23-05-2019

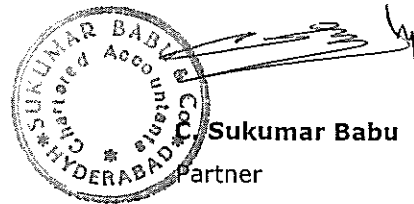
**Annexure – “A ” to the Independent Auditors’ Report
(Referred to in paragraph 1 under the heading “Report on Other Legal and
R3regulatory Requirements” of our report on even date)**

- i. The company does not have any fixed assets, hence reporting under clause (a) to (c) of Para 3(i) are not applicable.
- ii. As the company did not procure any inventory and as such there is no inventory in hand at any point of time, hence paragraph 3(ii) of the Order is not applicable to the company.
- iii. The Company has not granted any loans, secured or unsecured to companies, firms, limited liabilities partnership or other parties covered in the register maintained under section 189 of the Companies Act, 2013. Hence, reporting under clause (a) to (c) of Para 3(iii) are not applicable.
- iv. The Company has not entered into any transaction in respect of loans, investments, guarantee and securities, which attracts compliance to the provisions of the sections 185 and 186 of the Companies Act, 2013. Therefore the paragraph 3(iv) of the Order is not applicable to the company.
- v. The Company has not accepted deposits in terms of the provisions of section 73 to 76 of the Companies Act, 2013 and rules framed there under. Therefore the paragraph 3(v) of the Order is not applicable to the company.
- vi. Maintenance of cost records u/s 148(1) of the Companies Act, 2013 not applicable to the Company.
- vii. According to the information and explanations given to us and on the basis of our examination of the books of accounts, the company does not have any tax liability. Therefore the paragraph 3(vii) of the Order is not applicable to the company.
- viii. The company has not taken any loan or borrowings from any financial institution or Government. The company has not issued debentures. Therefore the paragraph 3(viii) of the Order is not applicable to the company.
- ix. The Company has not raised money by way of initial public offer or further public offer.
- x. According to the information and explanation given to us by the management which have been relied by us, there were no frauds on or by the company noticed or reported during the period under audit.



- xi. The company has not paid any managerial remuneration. Therefore the provisions of section 197 read with Schedule V of the Companies Act 2013 are not applicable.
- xii. The company is not a Nidhi Company, therefore para 3(xii) of the Order is not applicable.
- xiii. In our opinion and according to the information provided to use, the transaction entered with the related parties are in compliance with section 177 and 188 of the Act and are disclosed in the financial statements as required by the applicable accounting standards.
- xiv. In our opinion and according to the information provided to us, the company had not made any preferential allotment or private placement of shares or fully or partly convertible debentures during the year.
- xv. According to the information provided to us, the company has not entered into any non-cash transaction with directors or the persons connected with him covered under section 192 of the Companies Act 2013. Therefore, paragraph 3(xv) of the Order is not applicable to the company.
- xvi. According to the information provided to us, the company is not required to be registered under section 45IA of the Reserve Bank of India Act, 1934. Therefore, paragraph 3(xvi) of the Order is not applicable to the company.

For Sukumar Babu & Co.,
Chartered Accountants
(Firm's Regn. No.004188S)



Sukumar Babu
Partner

Membership No: 024293

Place: Hyderabad
Date: 23-05-2019

KNRC Holdings and Investments Private Limited
Balance Sheet as at March 31, 2019

(Amount in Rs.)

Particulars	Note	March 31, 2019	March 31, 2018
I ASSETS			
1) Non-current Assets			
Financial Assets			
i) Investments	3	400,043,617	325,618,677
ii) Loans	4	19,067,588	11,457,666
Total Non-Current Assets		419,111,205	337,076,343
2) Current Assets			
Financial assets			
i) Cash and cash equivalents	5	181,531	202,466
ii) Other Financial assets	6	1,055,172	866,072
Total Current Assets		1,236,703	1,068,538
TOTAL ASSETS		420,347,908	338,144,881
II EQUITY AND LIABILITIES			
Equity			
a) Equity Share capital	7	100,000	100,000
b) Instrument entirely equity in Nature	7.4	398,539,269	322,543,072
c) Other equity	8	5,427,281	7,222,961
Total Equity		404,066,550	329,866,033
LIABILITIES			
1) Non-current Liabilities			
Financial liabilities			
Borrowings	9	14,677,070	5,830,329
Total Non-Current Liabilities		14,677,070	5,830,329
2) Current Liabilities			
Financial liabilities			
Other financial liabilities	10	1,604,288	2,448,519
Total Current Liabilities		1,604,288	2,448,519
TOTAL EQUITY AND LIABILITIES		420,347,908	338,144,881


Corporate information and Significant accounting policies 1 & 2

See accompanying notes forming part of the financial statements
As per our report of even date attached

For Sukumar Babu & Co.,
Chartered Accountants
(Firm Regn. No. 004188S)

For and on behalf of the Board

C. Sukumar Babu
Partner
Membership No: 02
Place : Hyderabad
Date : 23-05-2019



V. Venu Gopal Reddy
Director
DIN No: 08089571

K. Yashoda
Director
DIN No: 05157487

KNRC Holdings and Investments Private Limited
Statement of Profit and Loss for the Year ended March 31, 2019

(Amount in Rs.)

Particulars		Note	Year ended March 31, 2019	Year ended March 31, 2018
I	Revenue from Operations		-	-
II	Other income	11	1,123,733	7,187,776
III	Total Revenue (I + II)		1,123,733	7,187,776
IV	Expenses			
	Finance costs	12	745,570	590,980
	Other expenses	13	2,173,843	258,661
	Total expenses (IV)		2,919,413	849,641
V	Profit before exceptional items and tax (III - IV)		(1,795,680)	6,338,135
VI	Exceptional items		-	-
VII	Profit/(Loss) before tax (V - VI)		(1,795,680)	6,338,135
VIII	Tax expense			
	1) Current tax		-	-
	2) Deferred tax		-	-
			-	-
IX	Profit (Loss) for the period (VII - VIII)		(1,795,680)	6,338,135
X	Other Comprehensive Income			
	a) Items that will not be reclassified to profit or loss		-	-
	b) Items that will be reclassified to profit or loss		-	-
XII	Total Comprehensive Income for the period		(1,795,680)	6,338,135
XII	Earnings per equity share : (In Rs.)	19		
	1) Basic		(179.57)	633.81
	2) Diluted		(179.57)	633.81

Corporate information and Significant accounting policies 1 & 2

See accompanying notes forming part of the financial statements

As per our report of even date attached

For Sukumar Babu & Co.,

Chartered Accountants

(ICAI Registration No. 004188S)

For and on behalf of the Board

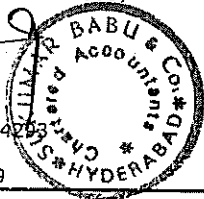
E. Sukumar Babu

Partner

Membership No: 024293

Place : Hyderabad

Date : 23-05-2019



[Signature]

V. Venu Gopal Reddy

Director

DIN No: 08089571

[Signature]

K. Yashoda

Director

DIN No: 05157487

KNRC Holdings and Investments Private Limited
Cash Flow Statement for the year ended March 31,2019

(Amount in Rs.)

Particulars	Year ended 31-03-2019	Year ended 31-03-2018
A) Cash flow from Operating Activities		
Profit before tax from continuing operations	(1,795,680)	6,338,135
Adjustments for:		
(Gain)/Loss on disposal of property, plant and equipment	-	-
Interest Income on Fair Value of interest free loans	(1,123,733)	(924,281)
Investment written off	-	200,000
Derecognition of Financial Liability	-	(6,263,355)
Debit balances written off	-	42,741
Interest Expense on Fair Value of interest free loans	724,635	566,496
Finance costs	20,935	24,484
Operating profit before working capital changes	(2,173,843)	(15,780)
Working capital adjustments:		
(Increase)/Decrease in Trade and Other Receivables	(189,100)	68,609
Increase/(Decrease) in Trade and other Payables	(844,231)	71,780
Cash generated/ (used) from Operations	(3,207,174)	124,609
Income Taxes (paid) / Refunds	-	-
Net Cash flows from / (used in) Operating Activities- (A)	(3,207,174)	124,609
B) Cash flow from Investing Activities		
(Increase)/decrease in Investments	(74,424,940)	(319,469,127)
(Increase)/decrease in Loans	(6,486,189)	-
Net Cash flows from / (used in) Investing Activities- (B)	(80,911,129)	(319,469,127)
C) Cash flow from Financing Activities		
Finance cost paid	(20,935)	(24,484)
Instrument entirely equity in nature(FV of unsecured loan)	75,996,197	319,469,127
Proceeds/(Repayment) of borrowings	8,122,106	(9,754,420)
Net Cash Flows from / (used in) Financing Activities- (C)	84,097,368	309,690,223
Net increase/(decrease) in cash and cash equivalents - (A+B+C)	(20,935)	(9,654,295)
Cash & Cash Equivalents at the beginning of the year	202,466	9,856,761
Cash & Cash Equivalents as at end of the year (Refer note 1)	181,531	202,466

Note:

1 Cash & Cash equivalents includes:

Cash in Hand	134,469	134,469
Cheques on hand	-	-
Bank Balance -Current Account	47,062	67,997

2 The Cash flow statement is prepared in accordance with the Indirect Method stated in Ind-AS7 on Cash Flow Statements and presents the cash flows by operating, investing and financing activities.

3 Previous year's figures have been rearranged, wherever necessary.

4 Figures in brackets represent cash outflows.

See accompanying notes forming part of the financial statements

As per our report of even date attached

For Sukumar Babu & Co.,

Chartered Accountants

(ICAI Registration No. 004188S)

For and on behalf of the Board


C. Sukumar Babu

Partner

Membership No: 02429

Place : Hyderabad

Date : 23-05-2019



V. Venu Gopal Reddy
V. Venu Gopal Reddy
Director
DIN No: 08089571

K. Yashoda
K. Yashoda
Director
DIN No: 05157487

KNRC Holdings and Investments Private Limited
Statement of Changes in Equity for the Year ended March 31, 2019

A - Equity Share Capital

Particulars	Number of Shares	Amount in Rs.
Balance as at April 01, 2017	10,000	100,000
Add: Equity shares allotted during the year	-	-
Balance as at March 31, 2018	10,000	100,000
Add: Equity shares allotted during the year	-	-
Balance as at March 31, 2019	10,000	100,000

B - Instrument entirely equity in Nature

		(Amount in Rs.)
		Loan from Holding Company
At 1 April, 2017		9,337,300
Addition during the year		313,205,772
Less: Adjustment/Deletion		-
At 31 March, 2018		322,543,072
At 1 April, 2018		322,543,072
Addition during the year		75,996,197
Less: Adjustment/Deletion		-
At March 31, 2019		398,539,269

C - Other Equity

Particulars	Reserves and Surplus		Other Comprehensive Income	Total
	Retained Earning		Other items of Other Comprehensive Income	
Balance as at April 01, 2017	884,826	-	-	884,826
Total Comprehensive Income for the Year	6,338,135	-	-	6,338,135
Balance as at March 31, 2018	7,222,961	-	-	7,222,961
Balance as at April 01, 2018	7,222,961	-	-	7,222,961
Total Comprehensive Income for the Year	(1,795,680)	-	-	(1,795,680)
Balance as at March 31, 2019	5,427,281	-	-	5,427,281

See accompanying notes forming part of the financial statements

As per our report of even date attached

For Sukumar Babu & Co.,

Chartered Accountants

(ICAI Registration No. 0041885)

Sukumar Babu
 Partner

Membership No: 074293


Place : Hyderabad

Date : 23-05-2019

For and on behalf of the Board

V. Venu Gopal Reddy
 Director
 DIN No: 08089571

K. Yashoda
 Director
 DIN No: 05157487



KNRC Holdings and Investments Private Limited

Notes forming part of the financial statements

1. Corporate Information:

The company has been incorporated in October 24, 2011 as a private limited company and its registered office at KNR House, 4th Floor Plot No. 114, Phase-I, Kavuri Hills Hyderabad. This company is subsidiary of KNR Constructions Limited.

2. Significant Accounting Policies

2.1 Statement of Compliance

These financial statements have been prepared in accordance with Indian Accounting Standards ("Ind AS") as per the Companies (Indian Accounting Standards) Rules, 2015 notified under Companies Act, 2013, (the 'Act') and other relevant provisions of the Act.

2.2 Basis of Preparation & Presentation

These financial statements are prepared in accordance with Indian Accounting Standards (Ind AS) under the historical cost convention on the accrual basis except for certain financial instruments which are measured at fair values, the provisions of the Companies Act, 2013 ('Act') (to the extent notified) and guidelines issued by the Securities and Exchange Board of India (SEBI). The Ind AS are prescribed under Section 133 of the Act read with Rule 3 of the Companies (Indian Accounting Standards) Rules, 2015 and Companies (Indian Accounting Standards) Amendment Rules, 2016.

2.3 Current and non-current classification

All the assets and liabilities have been classified as current or non-current, wherever applicable, as per the operating cycle of the Company as per Schedule III to the Act. Operating cycle for the business activities of the Company covers the duration of the project/ contract/ service including the defect liability period, wherever applicable, and extends up to the realization of receivables (including retention monies) within the credit period normally applicable to the respective project.

2.4 Fair Value Measurement

The company measures certain financial instruments and other items in its financial statements at fair value at each balance sheet date.

All assets and liabilities for which fair value is measured or disclosed in the financial statements are categorized within fair value hierarchy based on the low level of input that is significant to the fair value measurement as a whole:

Level 1 – Quoted prices (unadjusted) in active markets for identical assets and liabilities.

Level 2 – Inputs other than quoted prices included within level 1 that are observable for the asset or liability, either directly (i.e. as prices) or indirectly (observable inputs).

Level 3 – Inputs for the assets and liabilities that are not based on observable market data (unobservable inputs).

When measuring the fair value of an asset or a liability, the Company uses observable market data as far as possible. If the inputs used to measure the fair value of an asset or a liability fall into different levels of the fair value hierarchy, then the fair value measurement is categorized in its entirety in the same level of the fair value hierarchy as the lowest level input that is significant to the entire measurement.

The Company recognizes transfers between levels of the fair value hierarchy at the end of the reporting period during which the change has occurred.

2.5 Investment in Subsidiaries

On initial recognition, these investments are recognised at fair value plus any directly attributable transaction cost. Subsequently, they are measured at cost.

2.6 Investment property

Investment properties are properties held to earn rentals and/or for capital appreciation (including property under construction for such purposes). Investment properties are measured initially at cost, including transaction costs. Subsequent to initial recognition, investment properties are measured in accordance with the Ind AS 16's requirement for cost model.

An investment property is derecognized upon disposal or when the investment property is permanently withdrawn from use and no further economic benefits expected from disposal. Any gain or loss arising on derecognition of the property is included in profit or loss in the period in which the property is derecognized.

KNRC Holdings and Investments Private Limited

Notes forming part of the financial statements

2.7 Financial instruments

i. Classification and subsequent measurement

Financial assets

Financial asset is

- Cash / Equity Instrument of another Entity,
- Contractual right to –
 - a) receive Cash / another Financial Asset from another Entity, or
 - b) exchange Financial Assets or Financial Liabilities with another Entity under conditions that are potentially favourable to the Entity.

On initial recognition, a financial asset is classified as measured at

- Amortized cost;
- FVTPL

Financial assets are not reclassified subsequent to their initial recognition, except if and in the period the Company changes its business model for managing financial assets.

A financial asset is measured at amortized cost if it meets both of the following conditions and is not designated as at FVTPL:

- the asset is held within a business model whose objective is to hold assets to collect contractual cash flows; and
- the contractual terms of the financial asset give rise on specified dates to cash flows that are solely payments of principal and interest on the principal amount outstanding.

Financial liabilities

Financial liability is Contractual Obligation to

- deliver Cash or another Financial Asset to another Entity, or
- exchange Financial Assets or Financial Liabilities with another Entity under conditions that are potentially unfavourable to the Entity

Financial liabilities are classified as measured at amortized cost or FVTPL. A financial liability is classified as at FVTPL if it is classified as held for trading, or it is a derivative or it is designated as such on initial recognition. Financial liabilities at FVTPL are measured at fair value and net gains and losses, including any interest expense, are recognized in profit or loss. Other financial liabilities are subsequently measured at amortized cost using the effective interest method. Interest expense and foreign exchange gains and losses are recognized in profit or loss. Any gain or loss on de-recognition is also recognized in profit or loss.

ii. De-recognition

Financial assets

The Company derecognises a financial asset when the contractual rights to the cash flows from the financial asset expire, or it transfers the rights to receive the contractual cash flows in a transaction in which substantially all of the risks and rewards of ownership of the financial asset are transferred or in which the Company neither transfers nor retains substantially all of the risks and rewards of ownership and does not retain control of the financial asset.

Financial liabilities

The Company derecognises a financial liability when its contractual obligations are discharged or cancelled, or expire.

The Company also derecognises a financial liability when its terms are modified and the cash flows under the modified terms are substantially different. In this case, a new financial liability based on the modified terms is recognized at fair value. The difference between the carrying amount of the financial liability extinguished and the new financial liability with modified terms is recognized in profit or loss.



KNRC Holdings and Investments Private Limited

Notes forming part of the financial statements

iii. Impairment

Impairment of financial instruments

In accordance with Ind AS 109, the Company applies Expected Credit Loss (ECL) model for measurement and recognition of impairment loss on the following financial assets and credit risk exposure:

- Financial assets that are measured at amortized cost
- Trade receivables

The Company follows 'simplified approach' for recognition of impairment loss allowance on trade receivables which do not contain a significant financing component. The application of simplified approach does not require the company to track changes in credit risk. Rather, it recognizes impairment loss allowance based on lifetime ECLs at each reporting date, right from its initial recognition

Impairment of non-financial assets

The Company's non-financial assets, other than deferred tax assets are reviewed at each reporting date to determine whether there is any indication of impairment. If any such indication exists, then the asset's recoverable amount is estimated.

For impairment testing, assets that do not generate independent cash inflows are grouped together into cash-generating units (CGUs). Each CGU represents the smallest group of assets that generates cash inflows that are largely independent of the cash inflows of other assets or CGUs.

The recoverable amount of a CGU (or an individual asset) is the higher of its value in use and its fair value less costs to sell. Value in use is based on the estimated future cash flows, discounted to their present value using a pre-tax discount rate that reflects current market assessments of the time value of money and the risks specific to the CGU (or the asset).

An impairment loss is recognized, if the carrying amount of an asset or CGU exceeds its estimated recoverable amount. Impairment losses are recognized in the statement of profit and loss. Impairment loss recognized in respect of a CGU is allocated first to reduce the carrying amount of any goodwill allocated to the CGU, and then to reduce the carrying amounts of the other assets of the CGU (or group of CGUs) on a pro rata basis.

2.8 Cash and cash equivalents

Cash and bank balances are considered as cash and cash equivalents.

2.9 Provisions

Provisions are recognised only when:

- a) An entity has a present obligation (legal or constructive) as a result of a past event
- b) It is probable that an outflow of resources embodying economic benefits will be required to settle the obligation; and
- c) A reliable estimate can be made of the amount of the obligation.

Reimbursement expected in respect of expenditure required to settle a provision is recognised only when it is virtually certain that the reimbursement will be received.


Provisions are measured at the present value of management's best estimate of the expenditure required to settle the present obligation at the end of the reporting period. The discount rate used to determine the present value is a pre-tax rate that reflects current market assessments of the time value of money and the risks specific to the liability. The increase in the provision due to the passage of time is recognised as interest expense.

2.10 Contingent liability, Contingent Assets and Commitments

Contingent liability is disclosed in case of

- a) A present obligation arising from past events, when it is not probable that an outflow of resources will be required to settle the obligation
- b) A present obligation arising from past events, when no reliable estimate is possible.

Contingent assets are disclosed where an inflow of economic benefits is probable.



KNRC Holdings and Investments Private Limited

Notes forming part of the financial statements

2.14 Borrowing Costs

Borrowing costs include interest expense calculated using the effective interest method. Borrowing costs that are attributable to the acquisition, construction or production of a qualifying asset are capitalized as part of cost of such asset till such time the asset is ready for its intended use or sale. A qualifying asset is an asset that necessarily requires a substantial period of time to get ready for its intended use or sale. All other borrowing costs are recognised in profit or loss in the period in which they are incurred.

2.15 Key accounting estimates and judgements

The preparation of these financial statements in conformity with Ind AS requires the management to make estimates and assumptions considered in the reported amounts of assets, liabilities (including contingent liabilities), income and expenses. The Management believes that the estimates used in preparation of the financial statements are prudent and reasonable. Actual results could differ due to these estimates and the differences between the actual results and the estimates are recognized in the periods in which the results are known / materialize. Estimates include the property plant and equipment, inventory, future obligations in respect of retirement benefit plans, provisions, fair value measurement and taxes etc.

Fair value measurement of financial instruments

When the fair values of financial assets and financial liabilities recorded in the Balance Sheet cannot be measured based on quoted prices in active markets, their fair value is measured using valuation techniques, including the discounted cash flow model, which involve various judgements and assumptions.

2.16 Standards issued but not effective

On March 30, 2019, Ministry of Corporate Affairs has notified Ind AS 116, Leases. Ind AS 116 will replace the existing leases Standard, Ind AS 17 Leases, and related Interpretations. The Standard sets out the principles for the recognition, measurement, presentation and disclosure of leases for both parties to a contract i.e., the lessee and the lessor. Ind AS 116 introduces a single lessee accounting model and requires a lessee to recognize assets and liabilities for all leases with a term of more than twelve months, unless the underlying asset is of low value. Currently, operating lease expenses are charged to the statement of Profit & Loss. The Standard also contains enhanced disclosure requirements for lessees. Ind AS 116 substantially carries forward the lessor accounting requirements in Ind AS 17.

The effective date for adoption of Ind AS 116 is annual periods beginning on or after April 1, 2019. The standard permits two possible methods of transition:

Full retrospective – Retrospectively to each prior period presented applying Ind AS 8 Accounting Policies, Changes in Accounting Estimates and Errors

Modified retrospective – Retrospectively, with the cumulative effect of initially applying the Standard recognized at the date of initial application.

The effect of adoption as on transition date would not impact the financial statements



KNRC Holdings and Investments Private Limited
Notes forming part of the financial statements

3 - Investments

	(Amount in Rs.)	
	As at	
	March 31, 2019	March 31, 2018
Non-current		
Unquoted trade investments:		
a) i) Equity instruments of subsidiaries at cost:		
KNR Muzaffarpur Holdings Pvt. Ltd., 10,000 (10,000) equity shares of Rs.10/- each, fully paid	100,000	100,000
Gradient Estates Pvt. Ltd., 10,000 (10,000) equity shares of Rs.10/- each, fully paid	100,000	100,000
Asara Construction & Projects Pvt. Ltd., 10,000 (10,000) equity shares of Rs.10/- each, fully paid	100,000	100,000
Mesmeric Software Solutions Pvt. Ltd., 10,000 (10,000) equity shares of Rs.10/- each, fully paid	100,000	100,000
Naq Talent Ventures and Infotech Pvt. Ltd., 10,000 (10,000) equity shares of Rs.17.49/- each, fully paid	174,940	174,940
ii) Investment In Subsidiary (FV based on Inter corporate Loans)		
Asara Construction & Projects Pvt. Ltd.,	16,962,481	2,159,427
Gradient Estates Pvt. Ltd.,	17,168,313	987,209
Mesmeric Software Solutions Pvt. Ltd.,	946,910	946,910
Naq Talent Ventures and Infotech Pvt. Ltd.,	1,481,064	1,481,064
KNR Muzaffarpur Holdings pvt Ltd	362,909,909	319,469,127
Total	400,043,617	325,618,677

4 - Loans

	(Amount in Rs.)	
	As at	
	March 31, 2019	March 31, 2018
Non-current		
Unsecured, considered good:		
Inter Corporate Loans to related parties (Refer note : 20)		
Asara Construction & Projects Pvt. Ltd.,	6,986,500	4,702,666
Gradient Estates Pvt. Ltd.,	7,071,881	2,149,883
Mesmeric Software Solutions Pvt. Ltd.,	1,953,591	1,795,996
Naq Talent Ventures and Infotech Pvt. Ltd.,	3,055,616	2,809,121
Total	19,067,588	11,457,666

5 - Cash and Cash Equivalents

	(Amount in Rs.)	
	As at	
	March 31, 2019	March 31, 2018
Balances with banks:		
in current accounts	47,062	67,997
Cheques on hand	-	-
Cash on hand	134,469	134,469
Total	181,531	202,466

6 - Other Financial assets

	(Amount in Rs.)	
	As at	
	March 31, 2019	March 31, 2018
Current		
Advances to related parties (Refer note : 20)	1,055,172	866,072
Total	1,055,172	866,072

7 - Equity Share Capital

	(Amount in Rs.)	
	As at	
	March 31, 2019	March 31, 2018
Authorised Share capital		
2,000,000 Equity Shares of Rs. 10/- each	20,000,000	20,000,000
Issued, subscribed & fully paid share capital		
10,000 Equity Shares of Rs. 10/- each (Wholly Owned subsidiary of KNR Constructions Limited)	100,000	100,000
Total	100,000	100,000

7.1 The Company has only one class of shares referred to as equity shares having a par value of Rs. 10/- . Each holder of equity shares is

7.2 The details of shareholder holding more than 5% shares as at March 31, 2019 and March 31, 2018 is set out below:

Name of the shareholder	March 31, 2019		March 31, 2018	
	No. of Shares	% held	No. of Shares	% held
KNRC Holdings and Investments Pvt. Ltd.,	10,000	100%	10,000	100%



KNRC Holdings and Investments Private Limited
Notes forming part of the financial statements

7.3 The reconciliation of the number of shares outstanding at the beginning and at the end of the year is set out below:

	March 31, 2019		March 31, 2018	
	No. of Shares	Amount in Rupees	No. of Shares	Amount in Rupees
Number of Equity Shares at the beginning	10,000	100,000	10,000	100,000
Add:- Number of Shares Issued	-	-	-	-
Less: Number of Shares Bought Back	-	-	-	-
Number of Equity Shares at the end of the year	10,000	100,000	10,000	100,000

7.4 - Instrument entirely equity in Nature

	(Amount in Rs.)	
	As at	
	March 31, 2019	March 31, 2018
KNR Constructions Ltd., (Refer note : 20)	398,539,269	322,543,072
Total	398,539,269	322,543,072

8 - Other Equity

	(Amount in Rs.)	
	As at	
	March 31, 2019	March 31, 2018
Surplus in the statement of profit and loss		
Balance at the beginning of the period	7,222,961	884,826
Add: (Loss)/ Profit for the period	(1,795,680)	6,338,135
Total (a+b)	5,427,281	7,222,961


9 - Borrowings

	(Amount in Rs.)	
	As at	
	March 31, 2019	March 31, 2018
Non-current		
Unsecured loans		
From related parties (Refer note : 20)		
- KNR Constructions Ltd.,	14,677,070	5,830,329
Total	14,677,070	5,830,329

Note: Intercompany loans to related parties carried at fair value as per Ind AS

10 - Other Financial Liabilities

	(Amount in Rs.)	
	As at	
	March 31, 2019	March 31, 2018
Current		
Advance Received From Related Parties (Refer note : 20)		
- KNR Constructions Limited	1,079,288	1,936,719
- KNR Energy Pvt limited	500,000	500,000
Outstanding Expenses	25,000	11,800
Total current other financial liabilities	1,604,288	2,448,519
Total	1,604,288	2,448,519



KNRC Holdings and Investments Private Limited
Notes to the financial statements

14 Capital management

The Company's policy is to maintain a strong capital base so as to safeguard its ability to continue as a going concern, so that it can continue to provide returns for shareholders and benefits for other stakeholders and for the future development of the Company. In order to maintain or achieve an optimal capital structure, the Company may adjust the amount of dividend payment, return on capital to shareholders or issue of new shares.

The Company's adjusted net debt to equity ratio at March 31, 2019 and March 31, 2018 was as follows:

Particulars	(Amount in Rs.)	
	March 31, 2019	March 31, 2018
Debts	14,677,070	5,830,329
Less: cash and cash equivalents	181,531	202,466
Adjusted net debt	14,495,539	5,627,863
Total equity	404,066,550	329,866,033
Adjusted equity	404,066,550	329,866,033
Adjusted net debt to adjusted equity ratio	0.04	0.02

Foot Note : Debt includes Long Term Borrowings (including Current Maturities and excluding deferred payment liabilities) and Interest accrued there on.

15 Financial Instruments - Fair values and risk management

A. Accounting classifications and fair values

The following table shows the carrying amounts and fair values of financial assets and financial liabilities, including their levels in the fair value hierarchy.

Particulars	Carrying amount (Amount in Rs.)			Fair Value (Amount in Rs.)			
	FVTPL	Amortised Cost	Total carrying amount	Level 1	Level 2	Level 3	Total
Financial assets							
Investments	-	400,043,617	400,043,617	-	-	400,043,617	400,043,617
Inter Corporate loans	-	19,067,588	19,067,588	-	-	19,067,588	19,067,588
Cash and cash equivalents	-	181,531	181,531	-	-	-	-
Other receivables	-	1,055,172	1,055,172	-	-	1,055,172	1,055,172
	-	420,347,908	420,347,908	-	-	420,166,377	420,166,377
Financial liabilities							
Unsecured loans	-	14,677,070	14,677,070	-	-	14,677,070	14,677,070
Other financial liabilities	-	1,604,288	1,604,288	-	-	1,604,288	1,604,288
	-	16,281,358	16,281,358	-	-	16,281,358	16,281,358

The management assessed the financial assets and liabilities measured at amortised cost are approximate to the fair values since the Company does not anticipate that the carrying amounts would be significantly different from the values that would eventually be received or settled.

Particulars	Carrying amount (Amount in Rs.)			Fair Value (Amount in Rs.)			
	FVTPL	Amortised Cost	Total carrying amount	Level 1	Level 2	Level 3	Total
Financial assets							
Investments	-	325,618,677	325,618,677	-	-	325,618,677	325,618,677
Inter Corporate loans	-	11,457,666	11,457,666	-	-	11,457,666	11,457,666
Cash and cash equivalents	-	202,466	202,466	-	-	-	-
Other receivables	-	866,072	866,072	-	-	866,072	866,072
	-	338,144,881	338,144,881	-	-	337,942,415	337,942,415
Financial liabilities							
Unsecured loans	-	5,830,329	5,830,329	-	-	5,830,329	5,830,329
Other financial liabilities	-	2,448,519	2,448,519	-	-	2,448,519	2,448,519
	-	8,278,848	8,278,848	-	-	8,278,848	8,278,848

The management assessed the financial assets and liabilities measured at amortised cost are approximate to the fair values since the Company does not anticipate that the carrying amounts would be significantly different from the values that would eventually be received or settled.



KNRC Holdings and Investments Private Limited
Notes forming part of the financial statements

15 Financial Instruments - Fair values and risk management (Contd..)

B. Financial risk management

The Company has exposure to the following risks arising from financial instruments:

- a) credit risk
- b) liquidity risk
- c) market risk

The company's focus is to estimate a vulnerability of financial risk and to address the issue to minimize the potential adverse effects of its financial performance.

a) Credit risk

Credit risk is the risk of financial loss to the Company if a customer or counterparty to a financial instrument fails to meet its contractual obligations, and arises principally from the Company's receivables from customers; loans and investments in debt securities. The Company is not exposed to Credit risk as it don't have any trade receivables

b) Liquidity risk

Liquidity risk is the risk that the Company will encounter difficulty in meeting the obligations associated with its financial liabilities that are settled by delivering cash or another financial asset. The Company's approach to managing liquidity is to ensure, as far as possible, that it will have sufficient liquidity to meet its liabilities when they are due, under both normal and stressed conditions, without incurring unacceptable losses or risking damage to the Company's reputation. The Company uses activity-based costing to cost its products and services, which assists it in monitoring cash flow requirements and optimising its cash return on investments.

Exposure to liquidity risk

The following are the remaining contractual maturities of financial liabilities at the reporting date. The amounts are gross and undiscounted, and include contractual interest payments and exclude the impact of netting agreements.

As at March 31, 2019

(Amount in Rs.)

Particulars	Contractual Cash flows				Total
	Carrying Amount	Upto 1 year	1 to 3 Years	More than 3 years	
Non-derivative financial liabilities					
Un Secured loans	14,677,070	-	4,403,121	10,273,949	14,677,070
Other financial liabilities	1,604,288	25,000	1,579,288	-	1,604,288
	16,281,358	25,000	5,982,409	10,273,949	16,281,358

As at March 31, 2018

(Amount in Rs.)

Particulars	Contractual Cash flows				Total
	Carrying Amount	Upto 1 year	1 to 3 Years	More than 3 years	
Non-derivative financial liabilities					
Un Secured loans	5,830,329	-	1,749,099	4,081,230	5,830,329
Other financial liabilities	2,448,519	11,800	2,436,719	-	2,448,519
	8,278,848	11,800	4,185,818	4,081,230	8,278,848

c) Market risk

Market risk is the risk that changes in market prices – such as foreign exchange rates, interest rates and equity prices – will affect the Company's income or the value of its holdings of financial instruments. The objective of market risk management is to manage and control market risk exposures within acceptable parameters, while optimising the return.

i) Foreign currency risk


Foreign Currency risk is the risk that fair value or future cash flow of a financial instrument will fluctuate because of changes in foreign exchange rate. The Company is not exposed to foreign currency risk as it has no borrowing or no material payables in foreign currency

ii) Interest rate risk

Interest rate risk is the risk that the fair value or future cash flows of a financial instrument will fluctuate because of changes in market interest rates. The Company is not exposed to Interest rate risk as it has no variable interest bearing borrowings.

iii) Price risk

Price risk is the risk that the fair value or future cash flows of a financial instrument will fluctuate because of changes in market prices (other than those arising from interest rate risk or currency risk). The Company is not exposed to Price risk as it has no investments.



KNRC Holdings and Investments Private Limited
Notes forming part of the financial statements

16. Contingent Liability and Commitments: Nil

17. Segment Reporting

There are no reportable segments as per Ind AS 108.

18. Auditor's remuneration charged to the accounts:

(Amt. In Rs.)

Particulars	Year ended March 31, 2019	Year Ended March 31, 2018
Audit fees	25,000	11,800

19. Disclosure pursuant to Ind AS 33 "Earnings Per Share(EPS)"

(Amount in Rs.)


Particulars	March 31, 2019	March 31, 2018
i. Profit (loss) attributable to equity shareholders(basic)	(17,95,680)	63,38,135
ii. Weighted average number of equity shares (basic)	10,000	10,000
Basic EPS	(179.57)	633.81
i. Profit (loss) attributable to equity shareholders(diluted)	(17,95,680)	63,38,135
ii. Weighted average number of equity shares (diluted)	10,000	10,000
Diluted EPS	(179.57)	633.81

20. As per Ind AS 24, "Related Party Disclosure" issued by the Institute of Chartered Accountants of India, the disclosures of transactions with the Related Parties as defined in the Accounting Standard are as follows:

A. List of related parties and relationships:

S. No.	Name of the related party	Nature of relationship
1	KNR Constructions Limited	Holding Company
2	Mr. K. Narasimha Reddy	Director(resigned on 28.03.2018)
3	Mr. K.Jalandhar Reddy	Director
4	Mrs. K. Yashoda	Director (appointed on 28.03.2018)
5	KNR Muzaffarpur Barauni Tollway Private Limited	Step down subsidiary
6	KNR Muzaffarpur Holdings Pvt Ltd	Subsidiaries
7	Asara Constructions & Projects Private Limited	
8	Gradient Estates Private Limited	
9	Mesmeric Software	
10	Nag Talent Ventures & Infotech Pvt. Ltd	
11	Roche Polymers & Additives Pvt. Ltd., #	
12	Gradient Realty Ventures Pvt. Ltd., #	

Companies closed on 19-03-2018.



KNRC Holdings and Investments Private Limited
Notes forming part of the financial statements

B. Transactions with related parties during the year ended


(Amount in Rs.)

S. No.	Name of the related party	Nature of transactions	March 31, 2019	March 31, 2018
1	KNR Constructions Limited	Instruments entirely equity in nature	7,59,96,197	31,32,05,772
		Advance received	3,14,740	69,980
		Inter corporate loan received/(Repaid)	81,22,106	(91,87,924)
		Interest paid on Inter corporate loans	7,24,635	5,66,496
		Derecognition of Financial liability	-	62,63,355
2	KNR Muzaffarpur Holdings Pvt Ltd	Advance given	-	-
		Inter Corporate Loans	4,34,40,782	31,94,69,127
3	Asara Constructions & Projects Private Limited	Inter corporate Loans given/(repaid)	22,83,834	379,361
		Advance given	45,640	8,810
4	Gradient Estates Private Limited	Inter corporate Loans given/(repaid)	49,21,998	173,430
		Advance given	45,950	8,810
5	Mesmeric Software	Inter corporate Loans given/(repaid)	1,57,595	144,881
		Advance given	51,870	8,810
6	Nag Talent Ventures & Infotech Pvt Ltd	Inter corporate Loans given/(repaid)	2,46,495	226,609
		Advance given	45,640	11,810
7	Roche Polymers & Additives Pvt. Ltd.,	Investment loss	-	1,00,000
		Advance written off	-	(14,415)
8	Gradient Realty Ventures Pvt. Ltd.,	Investment loss	-	1,00,000
		Advance written off	-	(28,326)

C. Balances outstanding

(Amount in Rs.)

S.No.	Name of the related party	Nature of transactions	March 31, 2019	March 31, 2018
1	KNR Constructions Limited	Equity Share Capital	1,00,000	1,00,000
		Instruments entirely equity in nature	39,85,39,269	322,543,072
		Advance payable	10,79,288	1,936,719
		Inter corporate loan received	1,46,77,070	5,830,329
		Investment in equity	1,00,000	100,000
2	KNR Muzaffarpur Holdings Pvt Ltd	Advance receivable	36,29,09,909	31,94,69,127
		Inter corporate Loans - (Investment)	4,99,572	4,99,572
3	Asara Constructions & Projects Private Limited	Investment in equity	1,00,000	100,000
		Inter corporate Loans - (Investment)	1,69,62,481	2,159,427
		Inter corporate loans receivable	69,86,500	4,702,666
4	Gradient Estates Private Limited	Advance receivable	1,31,615	85,975
		Investment in equity	1,00,000	100,000
		Inter corporate Loans - (Investment)	1,71,68,313	987,209
5	Mesmeric Software	Inter corporate loans receivable	70,71,881	2,149,883
		Advance receivable	1,31,925	85,975
		Investment in equity	1,00,000	100,000
6	Nag Talent Ventures & Infotech Pvt Ltd	Inter corporate Loans - (Investment)	9,46,910	946,910
		Inter corporate loans receivable	19,53,591	1,795,996
		Advance receivable	1,45,090	93,220
7	KNR Energy Ltd.,	Investment in equity	1,74,940	174,940
		Inter corporate Loans - (Investment)	14,81,064	1,481,064
		Inter corporate loans receivable	30,55,616	2,809,121
		Advance receivable	1,46,970	101,330
		Advance receivable	5,00,000	500,000



KNRC Holdings and Investments Private Limited
Notes forming part of the financial statements

21. Reconciliation between the Opening and Closing balances in the financial statement for Financial Liabilities and Assets arising from Financial Activities (Ind AS – 7)

(Amount in Rs.)

Particulars	Instruments entirely equity in nature	Long term Borrowings
Opening Balance	32,25,43,072	58,30,329
Cash flows		-
- Received/(Repaid)	7,59,96,197	81,22,106
Non Cash items	-	7,24,635
Closing Balance	39,85,39,269	1,46,77,070

22. Approval of Financial Statements

The financial statements were approved for issue by the Board of Directors on May 23, 2019

23. Previous year's figures have been regrouped/reclassified wherever necessary.

For Sukumar Babu & Co.,

Chartered Accountants

(Firm's Registration No.004188S)

For and on behalf of the Board


C. Sukumar Babu

Partner

Membership No: 024293

Place: Hyderabad

Date : 23-05-2019



V. Venu Gopal Reddy

Director

DIN No: 08089571

K. Yashoda

Director

DIN No: 05157487