



Sukumar Babu & Co.
Chartered Accountants

513, 'B' Block, Aditya Enclave,
Ameerpet, Hyderabad - 500 038.
Phone No: +91 - 040 - 23731173

E-mail: sukumarbabuandco@hotmail.com

Independent Auditors' Report

To The Members of

KNRC Holdings and Investments Private Limited.

Report on the Consolidated Financial Statements

We have audited the accompanying consolidated Ind AS financial statements of **KNRC Holdings and Investments Private Limited** (hereinafter referred to as "the Holding Company") and its Subsidiary (the Holding Company and its subsidiary together referred to as "the Group"), comprising the Consolidated Balance Sheet as at March 31, 2018 the Consolidated Statement of Profit and Loss (including other comprehensive income), , the Consolidated Statement of Changes in Equity, Consolidated Cash Flow Statement for the year then ended, and a summary of the significant accounting policies and other explanatory information (hereinafter referred to as "the consolidated financial statements").

Management's Responsibility for the Consolidated Financial Statements

The Holding Company's Board of Directors is responsible for the preparation of these consolidated financial statements in terms of the requirements of the Companies Act, 2013 (hereinafter referred to as "the Act") that give a true and fair view of the consolidated financial position, consolidated financial performance (including other comprehensive income), consolidated statement of changes in equity and consolidated cash flows of the Group in accordance with the accounting principles generally accepted in India, including the Indian Accounting Standards specified under Section 133 of the Act. The respective Board of Directors of the companies included in the Group are responsible for maintenance of adequate accounting records in accordance with the provisions of the Act for safeguarding the assets of the Group and for preventing and detecting frauds and other irregularities; the selection and application of appropriate accounting policies; making judgments and estimates that are reasonable and prudent; and the design, implementation and maintenance of adequate internal financial controls, that were operating effectively for ensuring the accuracy and completeness of the accounting records, relevant to the preparation and presentation of the Ind AS financial statements that give a true and fair view and are free from material misstatement, whether due to fraud or error, which have been used for the purpose of preparation of the consolidated financial statements by the Directors of the Holding Company, as aforesaid.

Auditor's Responsibility

Our responsibility is to express an opinion on these consolidated financial statements based on our audit. While conducting the audit, we have taken into account the provisions of the Act, the accounting and auditing standards and matters which are required to be included in the audit report under the provisions of the Act and the Rules made thereunder.

We conducted our audit in accordance with the Standards on Auditing specified under Section 143(10) of the Act. Those Standards require that we comply with ethical requirements and plan and perform the audit to obtain reasonable assurance about whether the consolidated financial statements are free from material misstatement.

An audit involves performing procedures to obtain audit evidence about the amounts and the disclosures in the consolidated financial statements. The procedures selected depend on the auditor's judgment, including the assessment of the risks of material misstatement of the consolidated financial statements, whether due to fraud or error. In making those risk assessments, the auditor considers internal financial control relevant to the Holding Company's preparation of the consolidated financial statements that give a true and fair view in order to design audit procedures that are appropriate in the circumstances. An audit also includes evaluating the appropriateness of the accounting policies used and the reasonableness of the accounting estimates made by the Holding Company's Board of Directors, as well as evaluating the overall presentation of the consolidated financial statements.

We believe that the audit evidence we have obtained is sufficient and appropriate to provide a basis for our audit opinion on the Consolidated Ind AS financial statements.

Opinion

In our opinion and to the best of our information and according to the explanations given to us, and based on the consideration of reports of other auditors on separate financial statements and on the other financial information of the subsidiary, the aforesaid consolidated financial statements give the information required by the Act in the manner so required and give a true and fair view in conformity with the accounting principles generally accepted in India, of the consolidated state of affairs (financial position) of the Group as at March 31, 2018, and their consolidated loss (financial performance including other comprehensive income), their consolidated statement of changes in equity and consolidated cash flows for the year ended on that date.

Report on Other Legal and Regulatory Requirements

1. As required by Section 143(3) of the Act, based on our audit and on the consideration of report of the other auditors on separate financial statements and the other financial information of subsidiary, we report, to the extent applicable, that:

- (a) We have sought and obtained all the information and explanations which to the best of our knowledge and belief were necessary for the purposes of our audit of the aforesaid consolidated financial statements.
- (b) In our opinion, proper books of account as required by law relating to preparation of the aforesaid consolidated financial statements have been kept so far as it appears from our examination of those books and the reports of the other auditors.
- (c) The Consolidated Balance Sheet, the Consolidated Statement of Profit and Loss, Consolidated Statement of Changes in Equity and Consolidated Cash Flow Statement dealt with by this Report are in agreement with the relevant books of account maintained for the purpose of preparation of the consolidated Ind AS financial statements.
- (d) In our opinion, the aforesaid consolidated Ind AS financial statements comply with the Indian Accounting Standards specified under Section 133 of the Act, read with Rule 7 of the Companies (Accounts) Rules, 2014 and the Companies (Accounting Standards) Amendment Rules, 2016.
- (e) On the basis of the written representations received from the directors of the Holding Company as on March 31, 2018 taken on record by the Board of Directors of the Holding Company and the reports of the statutory auditors of its subsidiary company incorporated in India, none of the directors of the Group companies, incorporated in India is disqualified as on March 31, 2018 from being appointed as a director in terms of Section 164 (2) of the Act.
- (f) With respect to the adequacy of the internal financial controls over financial reporting of the Holding Company, its subsidiary companies, associates companies and jointly controlled entities /joint ventures incorporated in India and the operating effectiveness of such controls, refer to our separate Report in "**Annexure A**".
- (g) With respect to the other matters to be included in the Auditor's Report in accordance with Rule 11 of the Companies (Audit and Auditor's) Rules, 2014, in our opinion and to the best of our information and according to the explanations given to us:
 - i. There were no pending litigations as at March 31, 2018 which would impact the consolidated financial position of the Group.
 - ii. The Group did not have any long-term contracts including derivative contracts for which there were any material foreseeable losses.

- iii. There were no amounts which were required to be transferred to the Investor Education and Protection Fund by the Holding Company, and its subsidiary company incorporated in India during the year ended March 31, 2018.

For Sukumar Babu & Co.,
Chartered Accountants
(Firm Regn. No.004188S)



C. Sukumar Babu

Partner

Membership No: 024293

Place: Hyderabad

Date: 29-05-2018

Annexure-A

Annexure referred to in paragraph 2 (i) under the heading "Report on Other Legal and Regulatory Requirements" of our report on even date:-

Report on the Internal Financial Controls under Clause (i) of Sub-section 3 of Section 143 of the Companies Act, 2013 ("the Act")

We have audited the internal financial controls over financial reporting of KNR Constructions Limited ("the Company") as of 31st March, 2018 in conjunction with our audit of the financial statements of the Company for the year ended on that date.

Management's Responsibility for Internal Financial Controls

The Company's management is responsible for establishing and maintaining internal financial controls based on the internal control over financial reporting criteria established by the Company considering the essential components of internal control stated in the Guidance Note on Audit of Internal Financial Controls over Financial Reporting issued by the Institute of Chartered Accountants of India. These responsibilities include the design, implementation and maintenance of adequate internal financial controls that were operating effectively for ensuring the orderly and efficient conduct of its business, including adherence to company's policies, the safeguarding of its assets, the prevention and detection of frauds and errors, the accuracy and completeness of the accounting records, and the timely preparation of reliable financial information, as required under the Companies Act, 2013.

Auditors' Responsibility

Our responsibility is to express an opinion on the Company's internal financial controls over financial reporting based on our audit. We conducted our audit in accordance with the Guidance Note on Audit of Internal Financial Controls Over Financial Reporting (the "Guidance Note") and the Standards on Auditing, issued by ICAI and deemed to be prescribed under section 143(10) of the Companies Act, 2013, to the extent applicable to an audit of internal financial controls, both applicable to an audit of Internal Financial Controls and, both issued by the Institute of Chartered Accountants of India. Those Standards and the Guidance Note require that we comply with ethical requirements and plan and perform the audit to obtain reasonable assurance about whether adequate internal financial controls over financial reporting was established and maintained and if such controls operated effectively in all material respects.

Our audit involves performing procedures to obtain audit evidence about the adequacy of the internal financial controls system over financial reporting and their operating effectiveness.

Our audit of internal financial controls over financial reporting included obtaining an understanding of internal financial controls over financial reporting, assessing the risk that a material weakness exists, and testing and evaluating the design and operating effectiveness of internal control based on the assessed risk. The procedures selected depend on the auditor's judgment, including the assessment of the risks of material misstatement of the financial statements, whether due to fraud or error.

We believe that the audit evidence we have obtained is sufficient and appropriate to provide a basis for my /our audit opinion on the Company's internal financial controls system over financial reporting.

Meaning of Internal Financial Controls over Financial Reporting

A company's internal financial control over financial reporting is a process designed to provide reasonable assurance regarding the reliability of financial reporting and the preparation of financial statements for external purposes in accordance with generally accepted accounting principles. A company's internal financial control over financial reporting includes those policies and procedures that (1) pertain to the maintenance of records that, in reasonable detail, accurately and fairly reflect the transactions and dispositions of the assets of the company; (2) provide reasonable assurance that transactions are recorded as necessary to permit preparation of financial statements in accordance with generally accepted accounting principles, and that receipts and expenditures of the company are being made only in accordance with authorisations of management and directors of the company; and (3) provide reasonable assurance regarding prevention or timely detection of unauthorised acquisition, use, or disposition of the company's assets that could have a material effect on the financial statements.

Inherent Limitations of Internal Financial Controls over Financial Reporting

Because of the inherent limitations of internal financial controls over financial reporting, including the possibility of collusion or improper management override of controls, material misstatements due to error or fraud may occur and not be detected. Also, projections of any evaluation of the internal financial controls over financial reporting to future periods are subject to the risk that the internal financial control over financial reporting may become inadequate because of changes in conditions, or that the degree of compliance with the policies or procedures may deteriorate.


Opinion

In our opinion, the Company has, in all material respects, an adequate internal financial controls system over financial reporting and such internal financial controls over financial reporting were operating effectively as at 31st March, 2018, based on the internal control over financial reporting criteria established by the Company considering the essential components of internal control stated in the Guidance Note on Audit of Internal Financial Controls Over Financial Reporting issued by the Institute of Chartered Accountants of India.

Place: Hyderabad
Date: 29-05-2018



For SUKUMAR BABU & CO.,
Chartered Accountants
Firm Regn. No.004188S


C. SUKUMAR BABU
Partner
Membership No: 024293

KNRC Holdings and Investments Private Limited

Consolidated Balance Sheet as at March 31, 2018

(Rs in Lakhs)

Particulars	Note	As At March 31, 2018	As At March 31, 2017
I ASSETS			
1) Non-current assets			
a) Property, plant and equipment	3	34.14	30.55
b) Investment property	3.1	135.59	135.59
c) Other Intangible assets	3.2	45,015.05	37,616.98
d) Intangible assets under development	3.2	-	8,859.74
e) Other non-current assets	4	27.23	3.36
Total Non-Current Assets		45,212.01	46,646.22
2) Current assets			
a) Financial assets			
i) Cash and cash equivalents	5	216.54	585.54
ii) Other Financial Assets	6	97.38	54.27
b) Current tax Asset(net)	7	19.69	15.34
c) Other current assets	8	2,755.36	1,320.35
Total Current Assets		3,088.97	1,975.50
TOTAL ASSETS		48,300.98	48,621.72
II EQUITY AND LIABILITIES			
Equity			
a) Equity Share capital	9	1.00	1.00
b) Instruments entirely equity in nature	9.5	9,351.93	6,219.87
c) Other equity	10	(3,196.71)	(1,740.17)
Total equity attributable to equity holders of Non-Controlling interests		6,156.22	4,480.70
Total Equity		11,040.62	10,818.06
Liabilities			
1) Non-current liabilities			
a) Financial liabilities			
i) Borrowings	11	34,345.44	36,674.83
ii) Other financial liabilities	12	74.27	23.74
b) Provisions	13	379.97	1.98
Total Non-Current Liabilities		34,799.68	36,700.55
2) Current liabilities			
a) Financial liabilities			
i) Trade Payables	14	71.10	25.01
ii) Other financial liabilities	12	1,363.31	765.95
b) Other current liabilities	15	284.77	312.15
c) Provisions	13	741.50	-
Total Current Liabilities		2,460.68	1,103.11
TOTAL EQUITY AND LIABILITIES		48,300.98	48,621.72

Corporate information and Significant accounting policies

1 & 2

See accompanying notes forming part of the financial statements

As per our report of even date attached

For Sukumar Babu & Co.,
Chartered Accountants
(Firm Regn. No. 004188S)

C. Sukumar Babu
Partner
Membership No: 024293
Place : Hyderabad
Date : 29-05-2018



For and on behalf of the Board of Directors

K. Jalandhar Reddy

K. Jalandhar Reddy
Director
DIN No: 00434911

K. Yashoda

K. Yashoda
Director
DIN No: 05157487

KNRC Holdings and Investments Private Limited
Consolidated Statement of Profit and Loss for the year Ended March 31, 2018

(Rs in Lakhs)

Particulars		Note	Year ended March 31, 2018	Year ended March 31, 2017
I	Revenue from Operations	16	5,968.54	5,906.89
II	Other income	17	280.51	71.81
III	Total Revenue (I + II)		6,249.05	5,978.70
IV	Expenses			
	Construction Cost		1,436.59	4,008.33
	Operation & Maintenance Expenditure	18	532.91	497.78
	Employee benefits expense	19	91.33	44.53
	Finance costs	20	3,962.89	2,512.91
	Depreciation and amortization expense	3	2,698.79	1,907.60
	Other expenses	21	437.19	249.15
	Total expenses (IV)		9,159.70	9,220.30
V	Profit before exceptional items and tax (III - IV)		(2,910.65)	(3,241.60)
VI	Exceptional items		-	-
VII	Profit/(Loss) before tax (V - VI)		(2,910.65)	(3,241.60)
VIII	Tax expense			
	1) Current tax	22	-	4.16
	2) Deferred tax		-	-
			-	4.16
IX	Profit/(Loss) for the period (VII - VIII)		(2,910.65)	(3,245.76)
X	Other Comprehensive Income			
	a) Items that will not be reclassified to profit or loss			
	Actuarial gains and losses	23	1.15	(1.66)
	Deferred Tax on above items		-	-
	b) Items that will be reclassified to profit or loss			
XI	Total Comprehensive Income for the period (IX+X)		(2,909.50)	(3,247.42)
	Profit attributable to:			
	Owners of the parent		(1,457.69)	(1,630.92)
	Non-controlling interests		(1,452.96)	(1,614.84)
			(2,910.65)	(3,245.76)
	Total comprehensive income attributable to:			
	Owners of the Company		(1,456.54)	(1,632.58)
	Non-controlling interests		(1,452.96)	(1,614.84)
			(2,909.50)	(3,247.42)
XII	Earnings per equity share : (In Rs.)			
	Equity shares of par value Rs. 10/- each	28		
	1) Basic		(0.29)	(0.32)
	2) Diluted		(0.29)	(0.32)



Corporate information and Significant accounting policies

1 & 2

See accompanying notes forming part of the financial statements

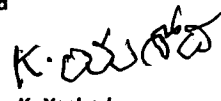
As per our report of even date attached

For Sukumar Babu & Co.,
 Chartered Accountants
 (Firm Regn. No. 004188S)


C. Sukumar Babu
 Partner
 Membership No: 024293
 Place : Hyderabad
 Date : 29-05-2018


For and on behalf of the Board


K. Jalandhar Reddy
 Director
 DIN No: 00434911


K. Yashoda
 Director
 DIN No: 05157487

KNRC Holdings and Investments Private Limited

Consolidated Statement of Changes In Equity for the year ended March 31, 2018

A - Equity Share Capital

(Rs in Lakhs)

Particulars	Number of Shares	Amount
Balance as at April 01, 2016	10,000	1.00
Add: Equity shares allotted during the year	-	-
Balance as at March 31, 2017	10,000	1.00
Add: Equity shares allotted during the year	-	-
Balance as at March 31, 2018	10,000	1.00

B - Instrument entirely equity in Nature

(Rs. in Lakhs)

	Loan from Holding Company
At 1 April, 2016	6,219.87
Addition during the year	-
Less: Adjustment/Deletion	-
At 31 March, 2017	6,219.87
At 1 April, 2017	6,219.87
Addition during the year	3,194.69
Less: Adjustment/Deletion	(62.63)
At 31 March, 2018	9,351.93

C - Other Equity

(Rs in Lakhs)

Particulars	Retained Earnings	Other Comprehensive Income	Total
Balance as at April 01, 2016	(107.59)	-	(107.59)
Total Comprehensive Income for the Year	(1,630.92)	(1.66)	(1,632.58)
Balance as at March 31, 2017	(1,738.51)	(1.66)	(1,740.17)
Balance as at April 01, 2017	(1,738.51)	(1.66)	(1,740.17)
Total Comprehensive Income for the Year	(1,457.69)	1.15	(1,456.54)
Balance as at March 31, 2018	(3,196.20)	(0.51)	(3,196.71)

See accompanying notes forming part of the financial statements

As per our report of even date attached

For Sukumar Babu & Co.,

For and on behalf of the Board


Chartered Accountants
(Firm Regn. No. 004188S)




C. Sukumar Babu
Partner
Membership No: 024293
Place : Hyderabad
Date : 29-05-2018



K. Jalandhar Reddy
Director
DIN No: 00434911



K. Yashoda
Director
DIN No: 05157487

KNRC Holdings and Investments Private Limited

Consolidated Cash Flow Statement for the Year Ended March 31, 2018

(Rs in Lakhs)

Particulars	Year ended 31-03-2018	Year ended 31-03-2017
A) Cash flow from Operating Activities		
Profit before tax	(2,910.65)	(3,241.60)
Adjustments for :		
Depreciation and impairment of property, plant and equipment	2,698.79	1,907.60
Profit on sale of asset	-	(68.90)
Gain on Mutual fund	(198.87)	(2.91)
Provision for MMR	378.28	-
Unwinding Interest on NHA1 Premium	394.07	-
Interest Expense on Fair Value of interest free loans	5.67	15.17
Derecognition of Financial liability	(62.63)	-
Movements in provisions, gratuity and government grants	379.14	0.32
Finance costs	3,512.99	2,497.74
Operating profit before working capital changes	4,196.78	1,107.42
Changes in working capital:		
(Increase)/Decrease in Trade and Other Receivables	(1,501.99)	254.06
Increase/(Decrease) in Trade Payables and Other Liabilities	371.39	355.82
Cash generated/ (used) from Operations	3,066.18	1,717.30
Income Taxes (paid) / Refunds	(4.35)	(0.45)
Net Cash flows from / (used in) Operating Activities- (A)	3,061.83	1,716.85
B) Cash flow from Investing Activities		
Purchase of property, plant and equipment and Capital Work-in-Progress	(10.43)	(31.72)
Intangible assets under development	(1,230.28)	(6,221.47)
Proceeds from sale of Property	198.87	223.76
Net Cash flows from / (used in) Investing Activities- (B)	(1,041.84)	(6,029.43)
C) Cash flow from Financing Activities		
Finance cost paid	(3,508.81)	(2,757.87)
Proceeds/(repayment) from borrowings	(2,074.88)	6,480.68
Instrument entirely equity in nature (FV of USL)	3,194.69	-
Non-controlling interest	(0.00)	0.07
Net Cash Flows from / (used in) Financing Activities- (C)	(2,388.99)	3,722.88
Net increase/(decrease) in cash and cash equivalents - (A+B+C)	(369.00)	(589.70)
Cash & Cash Equivalents at the beginning of the year	585.54	1,175.24
Cash & Cash Equivalents as at end of the year (Refer note 1)	216.54	585.54

Note:

1 Cash & Cash equivalents includes:

Cash in Hand	40.84	30.29
Bank Balance -Current Account	175.70	457.71
Cheques on hand	-	97.54
	216.54	585.54

2 The Cash flow statement is prepared in accordance with the Indirect Method stated in Ind-AS7 on Cash Flow Statements and presents the cash flows by operating, investing and financing activities.

3 Previous year's figures have been rerounded, wherever necessary.

4 Figures in brackets represent cash outflows.

See accompanying notes forming part of the financial statements
As per our report of even date attached

For **Sukumar Babu & Co.,**
Chartered Accountants
(Firm Regn. No. 0041885)

C.Sukumar Babu
Partner
Membership No: 024293
Place : Hyderabad
Date : 29-05-2018



For and on behalf of the Board

K. Jalandhar Reddy

K. Jalandhar Reddy
Director
DIN No: 00434911

K. Yashoda

K. Yashoda
Director
DIN No: 05157487

KNRC Holdings and Investments Private Limited
Notes forming part of the consolidated financial statements

1) Corporate Information:

KNR Holdings and Investments Private Limited ('the Company') is a company domiciled in India with its registered office at KNR House, 4th Floor, Plot No. 114 Phase - I, Kavuri Hills Hyderabad. The Company has been incorporated under the provisions of Indian Companies Act in 2011. The Company and its subsidiaries collectively referred to as the "Group".

2) Significant Accounting Policies

2.1 Statement of Compliance

These financial statements are the Consolidated financial statements of the Group prepared in accordance with Indian Accounting Standards ("Ind AS") as per the Rule 3 of Companies (Indian Accounting Standards) Rules, 2015 and Companies (Indian Accounting Standards) Rules, 2016 notified under the Companies Act, 2013, (the 'Act') and other relevant provisions of the Act.

2.2 Basis of Preparation & Presentation

These consolidated financial statements are prepared in accordance with Indian Accounting Standards (Ind AS) under the historical cost convention on the accrual basis except for certain financial instruments which are measured at fair values, the provisions of the Companies Act, 2013 ('Act') (to the extent notified) and guidelines issued by the Securities and Exchange Board of India (SEBI). The Ind AS are prescribed under Section 133 of the Act read with Rule 3 of the Companies (Indian Accounting Standards) Rules, 2015 and Companies (Indian Accounting Standards) Amendment Rules, 2016.

2.3 Basis of Consolidation

The consolidated financial statements have been prepared on the following basis:

i) Subsidiaries

The consolidated financial statements comprise the financial statements of the Holding Company and its subsidiaries as disclosed in Note 31. Subsidiaries are consolidated from the date control commences until the date control ceases. Subsidiaries are consolidated on a line-by-line basis by adding together the book values of like items of assets, liabilities, income and expenses, after fully eliminating intra-group balances, intra-group transactions and resulting unrealized profits or losses on intra-group transactions as per Indian Accounting Standard 110.

ii) The financial statements of the Subsidiaries used in the consolidation are drawn up to the same reporting date as that of the Holding Company, i.e. March 31, 2018.

iii) Non-controlling interests in the net assets of the consolidated subsidiaries is identified and presented in consolidated balance sheet under the Total Equity.

iv) Non-controlling interests in the net assets of consolidated subsidiaries consists of:

a) The amount of equity attributable to Non-controlling holders at the date on which investment in a subsidiary is made; and

b) The Non-controlling holders share of movements in the equity since the date the parent subsidiary relationship came into existence.

v) The consolidated financial statements are prepared to the extent possible using uniform accounting policies for like transactions and other events in similar circumstances and are presented to extent possible, in the same manner as the Company's separate financial statements. The Subsidiaries considered for consolidated financial statements are given in Note 31.

2.4 Changes in the Group's ownership interest in existing subsidiaries

Changes in the Group's ownership interests in subsidiaries that do not result in the Group losing control over the subsidiaries are accounted for as equity transactions. The carrying amounts of the Group's interest and the non-controlling interests are adjusted to reflect the changes in their relative interests in the subsidiaries. Any difference between the amount by which the non-controlling interests are adjusted and the fair value of the consideration paid or received is recognised directly in equity and attributed to shareholders of the Group.

KNRC Holdings and Investments Private Limited

Notes forming part of the consolidated financial statements

When the Group loses control of a subsidiary, a gain or loss is recognised in profit or loss and is calculated as the difference between (i) the aggregate of the fair value of the consideration received and (ii) the previous carrying amount of the assets (including goodwill), and liabilities of the subsidiary and any non-controlling interest. All amounts previously recognised in other comprehensive income in relation to that subsidiary are accounted for as if the Group had directly disposed of the related assets or liabilities of the subsidiary (i.e. reclassified to profit or loss or transferred to another category of equity as specified/permitted by applicable Ind AS). The fair value of any investment retained in the former subsidiary at the date when control is lost is regarded as the fair value on initial recognition for subsequent accounting under Ind AS 109, or when applicable, the cost on initial recognition of an investment in an associate.

2.5 Current and Non-Current classification

The group has classified all its assets and liabilities as current or non-current, wherever applicable, as per the operating cycle of the group as per Schedule III to the Act.

2.6 Fair Value Measurement

The group measures certain financial instruments and other items in its financial statements at fair value at each balance sheet date.

All assets and liabilities for which fair value is measured or disclosed in the financial statements are categorized within fair value hierarchy based on the low-level of input that is significant to the fair value measurement as a whole:

Level 1 – Quoted prices (unadjusted) in active markets for identical assets and liabilities.

Level 2 – Inputs other than quoted prices included within level 1 that are observable for the asset or liability, either directly (i.e. as prices) or indirectly (observable input).

Level 3 – Inputs for the assets and liabilities that are not based on observable market data (unobservable inputs).

When measuring the fair value of an asset or a liability, the group uses observable market data as far as possible. If the inputs used to measure the fair value of an asset or a liability fall into different levels of the fair value hierarchy, then the fair value measurement is categorized in its entirety in the same level of the fair value hierarchy as the lowest level input that is significant to the entire measurement.

The Group recognizes transfers between levels of the fair value hierarchy at the end of the reporting period during which the change has occurred.

2.7 Property, plant and equipment (PPE)

Items of property, plant and equipment are measured at cost less accumulated depreciation and accumulated impairment losses, if any

Cost of an item of property, plant and equipment comprises its purchase price, including import duties and non-refundable purchase taxes, after deducting trade discounts and rebates, any directly attributable cost of bringing the item to its working condition for its intended use and estimated costs of dismantling and removing the item and restoring the site on which it is located.

The cost of a self-constructed item of property, plant and equipment comprises the cost of materials and direct labor, any other costs directly attributable to bringing the item to working condition for its intended use, and estimated costs of dismantling and removing the item and restoring the site on which it is located.

If significant parts of an item of property, plant and equipment have different useful lives, then they are accounted for as separate items (major components) of property, plant and equipment.

Any gain or loss on disposal of an item of property, plant and equipment is recognized in profit or loss.

Subsequent expenditure is capitalized only if it is probable that the future economic benefits associated with the expenditure will flow to the Group.

Depreciation is calculated on cost of items of property, plant and equipment in the manner and as per the useful life prescribed under Schedule-II to the Act except the below mentioned assets, and is generally recognized in the statement of profit and loss. Depreciation on additions (disposals) is provided on a pro-rata basis i.e. from (up to) the date on which asset is ready for use (disposed of).

Depreciation method, useful lives and residual values are reviewed at each financial year-end and adjusted if appropriate.

KNRC Holdings and Investments Private Limited

Notes forming part of the consolidated financial statements

For the Assets costing up to Rs. 5,000 are depreciated fully in the year of purchase.

2.8 Capital Work-in-progress

Capital work-in-progress are carried at cost, comprising direct cost, related incidental expenses and attributable borrowing cost less refundable taxes.

2.9 Intangible Asset under Service Concession Arrangements (SCA)

The Group recognizes an intangible asset arising from a service concession arrangement to the extent it has a right to charge for use of the concession infrastructure. The fair value, at the time of initial recognition of such an intangible asset received as consideration for providing construction or upgrade services in a service concession arrangement, is regarded to be its cost. Subsequent to initial recognition the intangible asset is measured at cost, less any accumulated amortization and accumulated impairment losses.

Subsequent expenditure is capitalized only when it increases the future economic benefits embodied in the specific asset to which it relates.

The Group has followed life based amortization for intangible assets which are recognized under service concession arrangements, over the balance concession period.

Government grants – Viability Gap Funding (VGF)

Any VGF in the form of equity support in connection with project construction is accounted as a receivable and is adjusted to the extent of actual receipt.

Accounting for negative grants

The Group is required to make payments to the authority during the period of SCA which is called negative grant as per appendix to Ind-As 11, and the payment is in the form of fixed payment (annual throughout the SCA) and the Group has recognized as a liability with a present value of annual payments payable during the SCA. And the same was capitalized to the intangible assets.

2.10 Investment Property

Investment properties are properties held to earn rentals and/or for capital appreciation (including property under construction for such purposes). Investment properties are measured initially at cost, including transaction costs. Subsequent to initial recognition, investment properties are measured in accordance with the Ind AS 16's requirement for cost model.

An investment property is derecognized upon disposal or when the investment property is permanently withdrawn from use and no further economic benefits expected from disposal. Any gain or loss arising on derecognition of the property is included in profit or loss in the period in which the property is derecognized.

2.11 Financial Instruments

i. Classification and subsequent measurement

Financial assets

Financial asset is

- Cash / Equity Instrument of another Entity,
- Contractual right to –
 - a) receive Cash / another Financial Asset from another Entity, or
 - b) exchange Financial Assets or Financial Liabilities with another Entity under conditions that are potentially favourable to the Entity.

On initial recognition, a financial asset is classified as measured at

- Amortized cost;
- FVTPL

Financial assets are not reclassified subsequent to their initial recognition, except if and in the period the Group changes its business model for managing financial assets.

A financial asset is measured at amortized cost if it meets both of the following conditions and is not designated as at FVTPL:

KNRC Holdings and Investments Private Limited

Notes forming part of the consolidated financial statements

- the asset is held within a business model whose objective is to hold assets to collect contractual cash flows; and
- The contractual terms of the financial asset give rise on specified dates to cash flows that are solely payments of principal and interest on the principal amount outstanding.

Financial liabilities

Financial liability is Contractual Obligation to

- deliver Cash or another Financial Asset to another Entity, or
- exchange Financial Assets or Financial Liabilities with another Entity under conditions that are potentially unfavourable to the Entity

Financial liabilities are classified as measured at amortized cost or FVTPL. A financial liability is classified as at FVTPL if it is classified as held for trading, or it is a derivative or it is designated as such on initial recognition. Financial liabilities at FVTPL are measured at fair value and net gains and losses, including any interest expense, are recognized in profit or loss. Other financial liabilities are subsequently measured at amortized cost using the effective interest method. Interest expense and foreign exchange gains and losses are recognized in profit or loss. Any gain or loss on de-recognition is also recognized in profit or loss.

ii. De-recognition

Financial assets

The Group derecognizes a financial asset when the contractual rights to the cash flows from the financial asset expire, or it transfers the rights to receive the contractual cash flows in a transaction in which substantially all of the risks and rewards of ownership of the financial asset are transferred or in which the Group neither transfers nor retains substantially all of the risks and rewards of ownership and does not retain control of the financial asset.

Financial liabilities

The Group derecognizes a financial liability when its contractual obligations are discharged or cancelled, or expire.

The Group also derecognizes a financial liability when its terms are modified and the cash flows under the modified terms are substantially different. In this case, a new financial liability based on the modified terms is recognized at fair value. The difference between the carrying amount of the financial liability extinguished and the new financial liability with modified terms is recognized in profit or loss.

iii. Impairment

Impairment of financial assets

In accordance with Ind AS 109, the Group applies Expected Credit Loss (ECL) model for measurement and recognition of impairment loss on the following financial assets and credit risk exposure:

- Financial assets that are measured at amortized cost
- Trade receivables

The Group follows 'simplified approach' for recognition of impairment loss allowance on trade receivables which do not contain a significant financing component. The application of simplified approach does not require the Group to track changes in credit risk. Rather, it recognizes impairment loss allowance based on lifetime ECLs at each reporting date, right from its initial recognition

Impairment of non-financial assets

The Group's non-financial assets, other than deferred tax assets are reviewed at each reporting date to determine whether there is any indication of impairment. If any such indication exists, then the asset's recoverable amount is estimated.

For impairment testing, assets that do not generate independent cash inflows are grouped together into cash-generating units (CGUs). Each CGU represents the smallest group of assets that generates cash inflows that are largely independent of the cash inflows of other assets or CGUs.

KNRC Holdings and Investments Private Limited

Notes forming part of the consolidated financial statements

The recoverable amount of a CGU (or an individual asset) is the higher of its value in use and its fair value less costs to sell. Value in use is based on the estimated future cash flows, discounted to their present value using a pre-tax discount rate that reflects current market assessments of the time value of money and the risks specific to the CGU (or the asset).

An impairment loss is recognized, if the carrying amount of an asset or CGU exceeds its estimated recoverable amount. Impairment losses are recognized in the statement of profit and loss. Impairment loss recognized in respect of a CGU is allocated first to reduce the carrying amount of any goodwill allocated to the CGU, and then to reduce the carrying amounts of the other assets of the CGU (or group of CGUs) on a pro rata basis.

2.12 Cash and cash equivalents

Cash and bank balances also include fixed deposits, margin money deposits, earmarked balances with banks and other bank balances which have restrictions on repatriation. Short term and liquid investments being not free from more than insignificant risk of change in value, are not included as part of cash and cash equivalents.

2.13 Provisions

Provisions are recognised only when:

- a) An entity has a present obligation (legal or constructive) as a result of a past event
 - b) It is probable that an outflow of resources embodying economic benefits will be required to settle the obligation; and
 - c) A reliable estimate can be made of the amount of the obligation.
- Reimbursement expected in respect of expenditure required to settle a provision is recognised only when it is virtually certain that the reimbursement will be received.

Provisions are measured at the present value of management's best estimate of the expenditure required to settle the present obligation at the end of the reporting period. The discount rate used to determine the present value is a pre-tax rate that reflects current market assessments of the time value of money and the risks specific to the liability. The increase in the provision due to the passage of time is recognised as interest expense.

2.14 Contingent liability, Contingent Assets and Commitments

Contingent liability is disclosed in case of

- a) A present obligation arising from past events, when it is not probable that an outflow of resources will be required to settle the obligation
- b) A present obligation arising from past events, when no reliable estimate is possible.

Contingent assets are disclosed where an inflow of economic benefits is probable.

Commitments are future liabilities for contractual expenditure. Commitments are classified and disclosed as follows:

- a) Estimated amount of contracts remaining to be executed on capital account and not provided for
- b) Other non-cancellable commitments, if any, to the extent they are considered material and relevant in the opinion of management.
- c) Other commitments related to sales/procurements made in the normal course of business are not disclosed to avoid excessive details.

Contingent liabilities, Contingent assets and Commitments are reviewed at each Balance Sheet date.

2.15 Revenue Recognition

Group's revenue can be recognised when

- (a) the amount of revenue can be measured reliably;
- (b) it is probable that the economic benefits associated with the transaction will flow to the company;

Service concession arrangements (SCA)

Revenue related to construction or upgrade services provided under a service concession arrangement is recognized based on the stage of completion of the work performed, consistent with the Group's accounting policy on recognizing revenue on construction contracts, and the toll revenue is recognized as and when the amount is due and recovery is certain.

KNRC Holdings and Investments Private Limited

Notes forming part of the consolidated financial statements

Other Income

Interest income: Finance income is accrued on a time proportion basis, by reference to the principal outstanding and the applicable Effective interest rate (EIR). Other income is accounted for on accrual basis. Where the receipt of income is uncertain, it is accounted for on receipt basis

Other Items of Income: Other items of income are accounted as and when the right to receive arises and it is probable that the economic benefits will flow to the Group and the amount of income can be measured reliably

2.16 Employee Benefits

a) Short term employee benefits:

All employee benefits falling due wholly within twelve months of rendering the service are classified as short-term employee benefits. The benefits like salaries, wages, and short term compensated absences etc. Expenses on non-accumulating compensated absences are recognised in the period in which the absences occur.

b) Post-employment benefits:

i. Defined contribution plans: The state governed provident fund scheme, employee state insurance scheme and employee pension scheme are defined contribution plans. The contribution paid/payable under the schemes is recognised during the period in which the employee renders the related service.

ii. Defined benefit plans: The employees' group gratuity fund schemes are managed by Life Insurance Corporation of India (L.I.C), and post-retirement provident fund scheme are the Group's defined benefit plans. The present value of the obligation under such defined benefit plans is determined based on actuarial valuation using the Projected Unit Credit Method.

The obligation is measured at the present value of the estimated future cash flows. The discount rate used for determining the present value of the obligation under defined benefit plans, is based on the market yield on government securities of a maturity period equivalent to the weighted average maturity profile of the related obligations at the Balance Sheet date.

Re measurement, comprising actuarial gains and losses, the return on plan assets (excluding net interest) and any change in the effect of asset ceiling (wherever applicable) are recognised in other comprehensive income and is reflected immediately in retained earnings and is not reclassified to profit and loss.

The net interest cost is calculated by applying the discount rate to the net balance of the defined benefit obligation and the fair value of plan assets. This cost is included in employee benefit expense in the statement of profit and loss.

In case of funded plans, the fair value of the plan assets is reduced from the gross obligation under the defined benefit plans to recognize the obligation on a net basis.

Gains or losses on the curtailment or settlement of any defined benefit plan are recognised when the curtailment or settlement occurs. Past service cost is recognised as expense at the earlier of the plan amendment or curtailment and when the Group recognizes related restructuring costs or termination benefits.

2.17 Taxes on Income

Income tax comprises of current and deferred tax. It is recognized in profit or loss except to the extent that it relates to an item recognized directly in equity or in other comprehensive income.

i. Current tax

Current tax comprises the expected tax payable or receivable on the taxable income or loss for the year and any adjustment to the tax payable or receivable in respect of previous years. The amount of current tax reflects the best estimate of the tax amount expected to be paid or received after considering the uncertainty, if any, related to income taxes. It is measured using tax rates (and tax laws) enacted or substantively enacted by the reporting date.

Current tax assets and current tax liabilities are offset only if there is a legally enforceable right to set off the recognised amounts, and it is intended to realize the asset and settle the liability on a net basis or simultaneously.

KNRC Holdings and Investments Private Limited

Notes forming part of the consolidated financial statements

ii. Deferred tax

Deferred tax is recognised on temporary differences between the carrying amounts of assets and liabilities in the consolidated financial statements and the corresponding tax bases used in the computation of taxable profit. Deferred tax liabilities are generally recognised for all taxable temporary differences. Deferred tax assets are generally recognised for all deductible temporary differences to the extent that it is probable that taxable profits will be available against which those deductible temporary differences can be utilized. Such deferred tax assets and liabilities are not recognised if the temporary differences arise from the initial recognition (other than in a business combination) of assets and liabilities in a transaction that affects neither the taxable profit nor the accounting profit. In addition, deferred tax liabilities are not recognised if the temporary difference arises from the initial recognition of goodwill.

The carrying amount of deferred tax assets is reviewed at the end of each reporting period and reduced to the extent that it is no longer probable that sufficient taxable profits will be available to allow all or part of the asset to be recovered. Deferred tax assets and liabilities are measured at the tax rates that are expected to apply in the period in which the liability is settled or the asset realised, based on tax rates (and tax laws) that have been enacted or substantively enacted by the end of the reporting period.

iii. Minimum Alternate Tax (MAT)

Minimum Alternative Tax ("MAT") under the provisions of the Income-tax Act, 1961 is recognised as current tax in the statement of profit and loss. The credit available under the Act in respect of MAT paid is recognised as an asset only when and to the extent there is convincing evidence that the Group will pay normal income tax during the period for which the MAT credit can be carried forward for set-off against the normal tax liability. MAT credit recognised as an asset is reviewed at each balance sheet date and written down to the extent the aforesaid convincing evidence no longer exists.

2.18 Leases

Leases in which a substantial portion of risks and rewards of ownership are retained by the lessor are classified as operating leases. Payments and receipts under such leases are recognised to the Statement of Profit and loss on a straight-line basis over the term of the lease unless the lease payments to the lessor are structured to increase in line with expected general inflation to compensate for the lessor's expected inflationary cost increase, in which case the same are recognised as an expense in line with the contractual term.

2.19 Cash flow statement

The Consolidated Cash flow statement is prepared in accordance with Ind AS 7 by using indirect method by segregating as cash flows from operating, investing and financing activities. Under the Cash flow from operating activities, the net profit is adjusted for the effects of Non-cash items, Changes in working capital and other items for which the cash effects are investing or financing cash flows.

Cash and cash equivalents (including bank balances) are reflected as such in the Cash Flow Statement. Those amounts which are not considered in cash and cash equivalents as on the date of Balance Sheet are included in investing activities.

Cash comprises cash on hand and demand deposits with banks. Cash equivalents are short-term balances (with an original maturity of three months or less from the date of acquisition).

2.20 Earnings per share

a) Earnings per share

Basic earnings per share is calculated by dividing:

- the profit attributable to owners of the Group
- by the weighted average number of equity shares outstanding during the financial year, adjusted for bonus elements in equity shares issued during the year and excluding treasury share.

b) Diluted earnings per share

Diluted earnings per share adjusts the figures used in the determination of basic earnings per share to take into account:

- the after income tax effect of interest and other financing costs associated with dilutive potential equity shares, and
- The weighted average number of additional equity shares that would have been outstanding assuming the conversion of all dilutive potential equity shares.

KNRC Holdings and Investments Private Limited
Notes forming part of the consolidated financial statements

2.21 Borrowing Costs

Borrowing costs include interest expense calculated using the effective interest method. Borrowing costs that are attributable to the acquisition, construction or production of a qualifying asset are capitalized as part of cost of such asset till such time the asset is ready for its intended use or sale. A qualifying asset is an asset that necessarily requires a substantial period of time to get ready for its intended use or sale. All other borrowing costs are recognised in profit or loss in the period in which they are incurred.

2.22 Key accounting estimates and judgements

The preparation of these consolidated financial statements in conformity with Ind AS requires the management to make estimates and assumptions considered in the reported amounts of assets, liabilities (including contingent liabilities), income and expenses. The Management believes that the estimates used in preparation of the financial statements are prudent and reasonable. Actual results could differ due to these estimates and the differences between the actual results and the estimates are recognized in the periods in which the results are known / materialize. Estimates include the property plant and equipment, inventory, future obligations in respect of retirement benefit plans, provisions, fair value measurement and taxes etc.

a) Property, plant and equipment

The Group reviews the estimated useful lives of property plant and equipment at the end of each reporting period. During the current year, there has been no change in life considered for the assets.

b) Fair value measurement of financial instruments

When the fair values of financial assets and financial liabilities recorded in the Balance Sheet cannot be measured based on quoted prices in active markets, their fair value is measured using valuation techniques, including the discounted cash flow model, which involve various judgements and assumptions.

c) Provision for employee benefits

The Group uses actuarial assumptions to determine the obligations for employee benefits at each reporting period. These assumptions include the discount rate, expected long-term rate of return on plan assets, rate of increase in compensation levels and mortality rates.

3 Property, Plant and Equipment

(Rs. in Lakhs)

	As at March 31, 2018	As at March 31, 2017
Tangible Assets		
Furniture and Fixtures	1.04	0.51
Office equipment	23.82	22.14
Computers & Accessories	2.36	0.20
Vehicles	6.92	7.70
	34.14	30.55

(Rs in Lakhs)

Particulars	Furniture and Fixtures	Office equipment	Computers & Accessories	Vehicles	Total
Cost or Deemed cost					
As at April 01, 2016	0.97	0.07	0.15	-	1.19
Additions	-	22.22	1.33	8.17	31.72
Disposals/adjustments	-	-	-	-	-
As at March 31, 2017	0.97	22.29	1.48	8.17	32.91
Depreciation					
As at April 01, 2016	0.13	0.02	0.15	-	0.30
Charge for the period	0.33	0.13	1.13	0.47	2.06
Disposals/adjustments	-	-	-	-	-
As at March 31, 2017	0.46	0.15	1.28	0.47	2.36
Net block					
As at March 31, 2017	0.51	22.14	0.20	7.70	30.55
As at March 31, 2016	0.84	0.05	-	-	0.89
Cost or Deemed cost					
As at April 01, 2017	0.97	22.29	1.48	8.17	32.91
Additions	0.70	6.82	2.87	0.04	10.43
Disposals/adjustments	-	-	-	-	-
As at March 31, 2018	1.67	29.11	4.35	8.21	43.34
Depreciation					
As at April 01, 2017	0.46	0.15	1.28	0.47	2.36
Charge for the period	0.17	5.14	0.71	0.82	6.84
Disposals/adjustments	-	-	-	-	-
As at March 31, 2018	0.63	5.29	1.99	1.29	9.20
Net block					
As at March 31, 2018	1.04	23.82	2.36	6.92	34.14
As at March 31, 2017	0.51	22.14	0.20	7.70	30.55

3.1 Investment Property

	As at March 31, 2018	As at March 31, 2017
Investment Property *	135.59	135.59
	135.59	135.59

Note: Refer note 11 for details of assets pledged.

(Rs. In Lakhs)

	Amount
As at April 01, 2016	287.54
Additions	-
Disposals	(151.95)
As at March 31, 2017	135.59
Depreciation	
As at April 01, 2016	-
Charge for the period	-
Disposals	-
As at March 31, 2017	-
Net block	
As at March 31, 2017	135.59
As at March 31, 2016	287.54
As at April 01, 2017	135.59
Additions	-
Disposals	-
As at March 31, 2018	135.59
Depreciation	
As at April 01, 2017	-
Charge for the period	-
Disposals	-
As at March 31, 2018	-
Net block	
As at March 31, 2018	135.59
As at March 31, 2017	135.59

Fair Value of Investment Property

Details and fair value of the investment property as on March 31, 2018 and March 31, 2017 is given below

(Rs. In Lakhs)

	Fair value Hierarchy	As at March 31, 2018	As at March 31, 2017
Investment Property	Level 3	161.05	161.05
		161.05	161.05

The Company has no restrictions on the realisability of its investment properties and no contractual obligations to purchase, construct or develop investment properties or for repairs, maintenance and enhancements.

3.3 Other Intangible assets

(Rs. In Lakhs)

	As at March 31, 2018	As at March 31, 2017
Carriage way	45,015.05	37,616.98
Intangible assets under development	-	8,859.74
Total	45,015.05	46,476.72

(Rs. In Lakhs)

	Carriage way	Intangible assets under development	Total
Cost or Deemed cost			
As at April 01, 2016	-	42,160.79	42,160.79
Additions	39,522.52	6,221.47	45,743.99
Disposals	-	(39,522.52)	(39,522.52)
As at March 31, 2017	39,522.52	8,859.74	48,382.26
Depreciation			
As at April 01, 2016	-	-	-
Charge for the period	1,905.54	-	1,905.54
Disposals	-	-	-
As at March 31, 2017	1,905.54	-	1,905.54
Net block			
As at March 31, 2017	37,616.98	8,859.74	46,476.72
As at March 31, 2016	-	42,160.79	42,160.79
Cost or Deemed cost			
As at April 01, 2017	39,522.52	8,859.74	48,382.26
Additions	10,090.02	1,230.28	11,320.30
Disposals	-	(10,090.02)	(10,090.02)
As at March 31, 2018	49,612.54	-	49,612.54
Depreciation			
As at April 01, 2017	1,905.54	-	1,905.54
Charge for the period	2,691.95	-	2,691.95
Disposals	-	-	-
As at March 31, 2018	4,597.49	-	4,597.49
Net block			
As at March 31, 2018	45,015.05	-	45,015.05
As at March 31, 2017	37,616.98	8,859.74	46,476.72

4 - Other Non-current Assets

	(Rs in Lakhs)	
	As at	
	March 31, 2018	March 31, 2017
Other Receivables	3.82	3.36
GST Input	23.41	-
Total	27.23	3.36

5 - Cash and Cash Equivalents

	(Rs in Lakhs)	
	As at	
	March 31, 2018	March 31, 2017
Balances with banks:		
In current accounts	175.70	457.71
Cheques on hand	-	97.54
Cash on hand	40.84	30.29
Total	216.54	585.54

6 - Other Financial Assets

	(Rs in Lakhs)	
	As at	
	March 31, 2018	March 31, 2017
Current		
Receivable from NHAI-Project Director	97.38	54.27
Total	97.38	54.27

7 - Current Tax Asset (Net)

	(Rs in Lakhs)	
	As at	
	March 31, 2018	March 31, 2017
Current		
TDS Receivable	19.69	15.34
Total	19.69	15.34

8 - Other Current Assets

	(Rs in Lakhs)	
	As at	
	March 31, 2018	March 31, 2017
Advance to EPC Contractor - JKM	2,605.77	1,312.74
Advance for Change of Scope	138.70	-
Staff Imprest & Salary Advances	4.30	2.74
Prepaid Expenses	5.63	4.87
Other receivables	0.96	-
Total	2,755.36	1,320.35

9 - Equity Share Capital

	(Rs in Lakhs)	
	As at	
	March 31, 2018	March 31, 2017
Authorised Share capital		
10,000 Equity Shares of Rs. 10/- each	1.00	1.00
2,79,90,000 Preference Shares of Rs .10/- each	-	-
Issued, subscribed & fully paid share capital		
10,000 Equity Shares of 10/- each fully Paid up (Wholly Owned subsidiary of KNRC Holdings and Investments Private Limited)	1.00	1.00
Total	1.00	1.00

9.1 The Company has only one class of shares referred to as equity shares having a par value of Rs. 10/- . Each holder of equity shares is entitled to one vote per share.

9.2 The details of equity shares holding more than 5% shares as at March 31, 2018 and March 31, 2017 is set out below:

Name of the shareholder	As at March 31, 2018		As at March 31, 2017	
	No. of Shares	% held	No. of Shares	% held
	KNRC Holdings and Investments Pvt. Ltd.,	10,000	100%	10,000.00

9.4 The reconciliation of the number of shares outstanding at the beginning and at the end of the year is set out below:

	As at March 31, 2018		As at March 31, 2017	
	No. of Shares	Rupees in Lakhs	No. of Shares	Rupees in Lakhs
	Number of Equity Shares at the beginning	10,000	1.00	10,000.00
Add:- Number of Shares Issued	-	-	-	-
Less: Number of Shares Bought Back	-	-	-	-
Number of Equity Shares at the end of the year	10,000	1.00	10,000.00	1.00

9.5 - Instrument entirely equity in Nature

	(Rs in Lakhs)	
	As at	
	March 31, 2018	March 31, 2017
KNR Constructions Ltd., (Refer note : 30)	8,501.93	5,369.87
JKM Infra Projects Ltd.,	850.00	850.00
Total	9,351.93	6,219.87

KNRC Holdings and Investments Private Limited
Notes forming part of the consolidated financial statements

10 - Other Equity

	(Rs in Lakhs)	
	As at	
	March 31, 2018	March 31, 2017
Surplus/(deficit) in the Statement of Profit and Loss	(1,740.17)	(107.59)
Add: Profit/(Loss) for the year	(1,456.54)	(1,632.58)
	<u>(3,196.71)</u>	<u>(1,740.17)</u>
Total	(3,196.71)	(1,740.17)

11 - Borrowings

Particulars	(Rs in Lakhs)	
	As at	
	March 31, 2018	March 31, 2017
Non-current		
Secured loans		
From Banks (Rupee Loans) -(Foot Note : 11.1)	30,695.74	33,327.32
Unsecured loans		
Un Secured - Deferred Payment Liability		
Premium Payable - NHAI (Refer note : 26)	3,591.40	3,197.33
From related parties (Refer note : 30)		
KNR Constructions Ltd.,	58.30	150.18
Total	34,345.44	36,674.83

Note - 11.1

Project Loan of Rs.31,800.00 Lakhs sanctioned by Banks to subsidiary company i.e., KNR Muzaffarpur Barauni Tollway Private Limited and as on 31.03.2018 the subsidiary company availed an amount of Rs.31,325 Lakhs.

Terms of Security of Project Loan

- i. Mortgage /charge over the company's immovable and movable properties (other than project assets but including all receivables) both present and future;
- ii. Charge/assignment of revenues receivables .
- iii. Charge over /assignment of the rights, titles and interests of the company in to and in respect of all project agreements (in accordance with concession agreement).
- iv. Assignment of insurance policies, interest, benefits, claims, quarantees ,performance bonds and liquidated damages;
- v. Pledge of 51% of the fully paid up Equity share capital of the company;

The aforesaid charge will rank Pari - Passu with the mortgages and charges created/to be created in favour of participating institutions/banks.

Terms of Repayment of Project Loan

The above loan is repayable in fifty quarterly unequal installments ranging from 0.16 crores to 10.94 crores beginning from 1st January, 2017 to 1st April, 2028. The numbers of balance installments as on 31st March, 2018 are 45. The interest charged by the lenders is at 12%.Interest is payable monthly.

12 - Other Financial Liabilities

Particulars	(Rs in Lakhs)	
	As at	
	March 31, 2018	March 31, 2017
Non-current		
Interest on Premium Payable	50.16	-
KNR Constructions Ltd.,	1.94	1.57
JKM Infra Projects Ltd.,	22.17	22.17
Total non-current other financial liabilities	74.27	23.74
Current		
Current maturities of long-term debts:		
Term loans - from Banks (Refer note - 11.1)	793.10	120.00
Interest accrued and due on borrowings	-	14.67
Advance Received From Related Parties (Refer Note : 30)	24.37	23.67
Bills Payable (Sub-contractors/Labour)-EPC Contractor	0.83	21.50
Retention deposit - JK M Infra Projects Ltd.,	425.00	425.00
Expenses Payable - JK M Infra Projects Ltd.,	21.50	20.03
salaries payable	4.15	-
Independent Engineer fees payable	39.05	-
Outstanding Expenses	55.31	141.08
Total current other financial liabilities	1,363.31	765.95
Total	1,437.58	789.69

13 - Provisions

Particulars	(Rs in Lakhs)	
	As at	
	March 31, 2018	March 31, 2017
Non - Current		
Provision for Gratuity (Refer Note : 29)	1.69	1.98
Provision for MMR	378.28	-
	379.97	1.98
Current		
Provision for Capital Expenditure (Refer Foot Note)	741.50	-
Total	741.50	-

Foot Note: During the year company has received the 100% PCOD, and Rs. 741.50 lakhs pending for certification, hence provision has been made and capitalised

14 - Trade Payables

Particulars	(Rs in Lakhs)	
	As at	
	March 31, 2018	March 31, 2017
Bills Payable (Sub-contractors/Labour/Service)	71.10	25.01
Total	71.10	25.01

15 - Other Current Liabilities

Particulars	(Rs in Lakhs)	
	As at	
	March 31, 2018	March 31, 2017
Dues to statutory/government authorities	8.61	35.99
Mobilisation from NHAI	276.16	276.16
Total	284.77	312.15

KNRC Holdings and Investments Private Limited
Notes forming part of the consolidated financial statements

16 - Revenue From Operations

	(Rs in Lakhs)	
	Year ended	Year ended
	31-03-2018	31-03-2017
Toll Revenue	4,531.95	1,898.56
Construction Income	1,436.59	4,008.33
Total	5,968.54	5,906.89

17 - Other Income

	(Rs in Lakhs)	
	Year ended	Year ended
	31-03-2018	31-03-2017
Derecognition of Financial Liability	62.64	-
Income from Demontisation	198.87	-
Profit on Sale of Asset	-	68.90
Other Income	19.00	2.91
Total	280.51	71.81

18 - Operation & Maintenance Expenses

	(Rs in Lakhs)	
	Year ended	Year ended
	31-03-2018	31-03-2017
Toll Maintenance Expenditure	149.73	168.61
NHAI Premium	4.90	329.17
Provision for MMR	378.28	-
Total	532.91	497.78

19 - Employee Benefits Expense

	(Rs in Lakhs)	
	Year ended	Year ended
	31-03-2018	31-03-2017
Salaries, Wages and Other Benefits	88.22	41.48
Staff welfare Expenses	3.11	3.05
Total	91.33	44.53

20 - Finance Costs

	(Rs in Lakhs)	
	Year ended	Year ended
	31-03-2018	31-03-2017
Interest on Term Loans	3,445.59	2,447.80
Unwinding Interest on Premium Payable	444.23	3.27
Other Interest	-	5.23
unwinding Interest Expense on Fair Value of interest free loans	5.67	15.17
Other Borrowing Charges	67.40	41.44
Total	3,962.89	2,512.91

21 - Other Expenses

	(Rs in Lakhs)	
	Year ended	Year ended
	31-03-2018	31-03-2017
Travelling & Conveyance (includes Boarding & Lodging Expenses)	11.60	23.88
Postage & Telegrams and Telephones	0.23	0.08
Security Charges	43.41	21.26
Advertisement and publicity	8.44	1.60
Legal & Professional Charges	5.64	16.26
Interest on TDS	0.34	0.88
Insurance	21.37	13.84
Rates and taxes excluding taxes of Income	1.93	0.07
Payments to the Auditor	6.60	7.92
Consultancy Expenses	70.47	72.93
Power & Fuel	70.01	53.06
Mess Expenses	18.69	8.70
Telephone Expenditure	2.49	1.97
Labour Expenses	55.63	6.32
Hire Charges	3.84	3.79
Repairs & Maintenance	27.83	7.00
AMC Charges	11.59	-
Service Tax	1.11	2.33
GST Expenses	43.44	-
Printing & Stationery	9.88	4.39
Other Expenses	22.65	2.87
Total	437.19	249.15

22 - Tax Expense

	(Rs in Lakhs)	
	Year ended	Year ended
	31-03-2018	31-03-2017
Current tax on profits for the year	-	4.16
Total	-	4.16

23 - Other Comprehensive Income

	(Rs in Lakhs)	
	Year ended	Year ended
	31-03-2018	31-03-2017
Items that will not be reclassified to profit or loss		
Actuarial Gains & Losses	(1.15)	1.66
Total	(1.15)	1.66

24 Capital management

For the purpose of the Group's capital management, capital includes issued capital and all other equity reserves attributable to the equity shareholders of the group, the groups policy is to maintain a strong capital base so as to safeguard its ability to continue as a going concern, so that it can continue to provide returns for shareholders and benefits for other stakeholders and for the future development of the Company. In order to maintain or achieve an optimal capital structure, the Company may adjust the amount of dividend payment, return on capital to shareholders or issue of new shares.

The Company's adjusted net debt to equity ratio at March 31, 2018 and March 31, 2017 was as follows

	(Rs. in Lakhs)	
	March 31, 2018	March 31, 2017
Total Debt from banks	31,547.14	33,612.17
Less: cash and cash equivalents	216.54	585.54
Adjusted net debt	31,330.60	33,026.63
Total equity	11,040.62	10,818.06
Adjusted equity	11,040.62	10,818.06
Adjusted net debt to adjusted equity ratio	2.84	3.05

Note : Debt from Banks includes Interest accrued and due

25 Financial instruments - Fair values and risk management

A. Accounting classifications and fair values

The following table shows the carrying amounts and fair values of financial assets and financial liabilities, including their levels in the fair value hierarchy.

March 31, 2018	(Rs. in Lakhs)			(Rs. in Lakhs)			
	Particulars	Carrying amount		Fair Value			
	FVTPL	Amortised Cost	Total carrying amount	Level 1	Level 2	Level 3	Total
Financial assets							
Cash and cash equivalents	-	216.54	216.54	-	-	-	-
Other financial assets	-	97.38	97.38	-	-	97.38	97.38
	-	313.92	313.92	-	-	97.38	97.38
Financial liabilities							
Trade Payables	-	71.10	71.10	-	-	71.10	71.10
Secured bank loans	-	31,488.84	31,488.84	-	-	31,488.84	31,488.84
Un Secured loans	-	58.30	58.30	-	-	58.30	58.30
NHAI Premium Payable	-	3,591.40	3,591.40	-	-	3,591.40	3,591.40
Other financial liabilities	-	644.48	644.48	-	-	644.48	644.48
	-	35,854.12	35,854.12	-	-	35,854.12	35,854.12

The management assessed the financial assets and liabilities measured at amortised cost are approximate to the fair values since the Group does not anticipate that the carrying amounts would be significantly different from the values that would eventually be received or settled.

March 31, 2017	(Rs. in Lakhs)			(Rs. in Lakhs)			
	Particulars	Carrying amount		Fair Value			
	FVTPL	Amortised Cost	Total carrying amount	Level 1	Level 2	Level 3	Total
Financial assets							
Cash and cash equivalents	-	585.54	585.54	-	-	-	-
Other financial assets	-	54.27	54.27	-	-	639.81	639.81
	-	639.81	639.81	-	-	639.81	639.81
Financial liabilities							
Trade Payables	-	25.01	25.01	-	-	25.01	25.01
Secured bank loans	-	33,447.32	33,447.32	-	-	33,447.32	33,447.32
Un Secured loans	-	150.18	150.18	-	-	150.18	150.18
NHAI Premium Payable	-	3,197.33	3,197.33	-	-	3,197.33	3,197.33
Other financial liabilities	-	789.69	789.69	-	-	789.69	789.69
	-	37,609.53	37,609.53	-	-	37,609.53	37,609.53

The management assessed the financial assets and liabilities measured at amortised cost are approximate to the fair values since the Group does not anticipate that the carrying amounts would be significantly different from the values that would eventually be received or settled.

KNRC Holdings and Investments Private Limited
Notes forming part of the consolidated financial statements

25 Financial instruments - Fair values and risk management

B. Financial risk management

The Company has exposure to the following risks arising from financial instruments:

- a) credit risk
- b) liquidity risk
- c) market risk

The company's focus is to estimate a vulnerability of financial risk and to address the issue to minimize the potential adverse effects of its financial performance.

a) Credit risk

Credit risk is the risk of financial loss to the Company if a customer or counterparty to a financial instrument fails to meet its contractual obligations, and arises principally from the Company's receivables from customers; loans and investments in debt securities.

The group is not exposed to credit risk as it has no trade receivable

The group's BOT Projects generally does not have trade receivable as collection of toll income coincide as and when the traffic passes through toll plazas. Hence, the management believes that the company is not exposed to any credit risk.

b) Liquidity risk

Liquidity risk is the risk that the Company will encounter difficulty in meeting the obligations associated with its financial liabilities that are settled by delivering cash or another financial asset. The Company's approach to managing liquidity is to ensure, as far as possible, that it will have sufficient liquidity to meet its liabilities when they are due, under both normal and stressed conditions, without incurring unacceptable losses or risking damage to the Company's reputation. The Company uses activity-based costing to cost its products and services, which assists it in monitoring cash flow requirements and optimising its cash return on investments.

Exposure to liquidity risk

The following are the remaining contractual maturities of financial liabilities at the reporting date. The amounts are gross and undiscounted, and include contractual interest payments and exclude the impact of netting agreements.

As at March 31, 2018

(Rs. in Lakhs)

Particulars	Contractual Cash flows				Total
	Carrying Amount	Upto 1 year	1 to 3 Years	More than 3 years	
Non-derivative financial liabilities					
Secured Bank loans	31,488.84	793.10	1,690.00	29,005.74	31,488.84
Un Secured loans	58.30	-	-	58.30	58.30
NHAI Premium Payable	3,591.40	-	-	3,591.40	3,591.40
Trade payables	71.10	71.10	-	-	71.10
Other financial liabilities	644.48	145.21	-	499.27	644.48
	35,854.12	1,009.41	1,690.00	33,154.71	32,262.72

As at March 31, 2017

(Rs. in Lakhs)

Particulars	Contractual Cash flows				Total
	Carrying Amount	Upto 1 year	1 to 3 Years	More than 3 years	
Non-derivative financial liabilities					
Secured Bank loans	33,447.32	120.00	1,110.00	32,217.32	33,447.32
Trade Payables	25.01	17.51	7.50	-	25.01
Other financial liabilities	789.69	340.95	-	448.74	789.69
	34,262.02	478.46	1,117.50	32,666.06	34,262.02

KNRC Holdings and Investments Private Limited
Notes forming part of the consolidated financial statements

c) Market risk

Market risk is the risk that changes in market prices – such as foreign exchange rates, interest rates and equity prices – will affect the Groups income or the value of its holdings of financial instruments. The objective of market risk management is to manage and control market risk exposures within acceptable parameters, while optimising the return.

i) Foreign currency risk

Foreign Currency risk is the risk that fair value or future cash flow of a financial instrument will fluctuate because of changes in foreign exchange rate.

The Group is not exposed to foreign currency risk as it has no borrowing or no material payables in foreign currency

ii) Interest rate risk

Interest rate risk is the risk that fair value of future cash flow of a financial instrument will fluctuate because of changes in market interest rates.

The interest risk arises to the Group mainly from long term borrowings with variable rates. The Group measures risk through sensitivity analysis.

The Group is exposed to Interest rate risk as it has few variable interest rate borrowings.

The Groups exposure to interest rate risk due to borrowings is as follows:

(Rs. in lakhs)

Particulars	Note No.	March 31, 2018	March 31, 2017
Borrowings outstanding	11	30,695.74	33,327.32
Borrowings Current maturities	12	793.10	120.00

Sensitivity analysis

(Rs. in lakhs)

Interest Rate Risk Analysis	Impact on profit/ loss after tax	
	Year Ended March 31, 2018	Year Ended March 31, 2017
Increase or decrease in Interest by 25bp	81.17	83.62

Note : In case of Increase in Interest rate, Profit will reduce and vice versa

iii) Price risk

Price risk is the risk that the fair value or future cash flows of a financial instrument will fluctuate because of changes in market prices (other than those arising from interest rate risk or currency risk). The Company is not exposed to Price risk as it has no investments.

26 Service concession arrangement

- i) The Company has entered into a service concession arrangement with National Highways authority of India (NHAI) for design, construction, development, finance, operation and maintenance of NH-28 from Km 519.600 to Km 627.000 in the State of Bihar for a period of twenty one (21) years from commencement date i.e. 08 July 2012 including construction period. The Company has achieved its PCOD on 03 June 2016, and toll collection has been commenced from 09 June 2016 and achieved 100% PCOD on 24 August 2017 and 100% toll collection has been commenced from 01 October 2017. The SCA does not provide for any renewal of this arrangement.

The Company has right to charge the users of the Asset as toll. Accordingly, the Company has recognised a Intangible asset, At the end of the concession period the toll road will become the property of the Authority and the Company will have no further involvement in its operation or maintenance.

During the year, the Company has recorded revenue of Rs. 5,968.54 Lakhs, consisting of Rs. 1,436.59 Lakhs on construction and Rs. 4,531.95 Lakhs as Toll income.

The revenue recognised in relation to construction represents the fair value of the construction services provided in constructing the toll road.

The Company has recognised a Intangible asset of Rs. 49,612.54 Lakhs

- ii) The company is required to make annual payments to the authority(NHAI) during the course of SCA which is called negative grant as per Ind-As 11, and the same was recognised as a liability with a present value of future annual payments payable during the period of SCA. And the same was capitalised to the intangible assets.

KNRC Holdings and Investments Private Limited
Notes forming part of the consolidated financial statements

27 Contingent Liability and Commitments

(Rs. in lakhs)

		As at	
		March 31, 2018	March 31, 2017
i)	Contingent Liabilities	Nil	Nil
ii)	Commitments		
	a) Estimated amount of contracts remaining to be executed on capital account and not provided for	Nil	741.48
	Total	-	741.48

28 Disclosure pursuant to Ind AS 33 "Earnings Per Share(EPS)"

(Rs. in lakhs)

	Year ended March 31, 2018	Year ended March 31, 2017
i. Profit (loss) attributable to equity shareholders(basic)	(2,909.50)	(3,247.42)
ii. Weighted average number of equity shares (basic)	10,000	10,000
Basic EPS	(0.29)	(0.32)
i. Profit (loss) attributable to equity shareholders(diluted)	(2,909.50)	(3,247.42)
ii. Weighted average number of equity shares (diluted)	10,000	10,000
Diluted EPS	(0.29)	(0.32)

29 Employee Benefits

The disclosure is pursuant to the requirements of Ind AS 19.

The liability for gratuity in respect of following subsidiaries/step down subsidiaries:

KNR Muzaffarpur Barauni Tollway Private Limited for the year ended March 31, 2018 is Rs. 1.69 lakhs (March 31, 2017 is Rs. 1.98 lakhs)

30 Disclosure of Related Parties/ Related Party Transactions pursuant to Ind As 24: Related party Disclosure"

A - Names of related parties and nature of relationship				
S.No	Particulars	Country	Holding as at	
			March 31, 2018	March 31, 2017
I)	Subsidiaries			
1	Mesmeric Software Solutions Pvt. Ltd.,	India	100%	100%
2	Nag Talent Ventures & Infortech Pvt. Ltd.,	India	100%	100%
3	Gradient Estates Pvt. Ltd.,	India	100%	100%
4	Asara Construction & Projects Pvt. Ltd.,	India	100%	100%
5	Roche Polymers and Additives Pvt. Ltd., #	India	100%	100%
6	Gradient Realty Ventures Pvt. Ltd., #	India	100%	100%
7	KNR Muzaffarpur Holdings Pvt. Ltd.,	India	100%	100%

KNRC Holdings and Investments Private Limited
Notes forming part of the consolidated financial statements

II) Step down - subsidiaries				
8	KNR Muzaffarpur-Barauni Tollway Pvt. Ltd.,	India	51%	51%
III) Key Management Personnel (KMP)				
	Name of the person	Designation		
1	Mr. K. Narasimha Reddy	Director(resigned on 28.03.2018)		
2	Mr. K.Jalandhar Reddy	Director		
3	Mrs. K. Yashoda	Director (appointed on 28.03.2018)		

Subsidiaries closed on 19th March 2018.

B - List of transaction with related parties during the year

(Rs. in Lakhs)

S. No	Particulars	Nature of relation	For the Year ended March 31, 2018	For the Year ended March 31, 2017
1	KNR Constructions Limited	Advance received	0.70	3.31
		Unsecured loan Repaid	(91.88)	(105.83)
		Interest on Unsecured loan	5.66	15.17

C - Outstanding balance with related parties are as follows:

(Rs. in Lakhs)

S.No	Particulars	Nature of Relation	As at March 31, 2018	As at March 31, 2017
1	KNR Constructions Limited	Instrument entirely equity in nature	8,501.93	5,369.87
		Advance payable	19.37	18.67
		Inter corporate loan received	58.30	150.18
2	KNR Energy Ltd.,	Advance payable	5.00	5.00

Terms and conditions of transactions with related parties

All Related Party Transactions entered during the year were in ordinary course of the business and are on arm's length basis.

KNRC Holdings and Investments Private Limited
Notes forming part of the consolidated financial statements

31 Disclosure mandated by Schedule III by way of additional information

(Rs. in Lakhs)

Name of the entity in the Group	Net Assets, i.e., (total assets minus total liabilities)		Share in profit or loss		Share in other comprehensive income		Share in total comprehensive income	
	As % of consolidated net assets	Amount in Lakhs	As % of consolidated profit or loss	Amount in Lakhs	As % of consolidated other comprehensive income	Amount in Lakhs	As % of total comprehensive income	Amount in Lakhs
Consolidated	100.00%	11,040.62	100%	(2,910.65)	100.00%	1.15	100.00%	(2,909.50)
Parent	0.94%	103.97	(1.86%)	54.14	0.00%	-	(1.86%)	54.14
Subsidiary companies								
Mesmeric Software Solutions Pvt. Ltd.,	(0.07%)	(7.50)	0.00%	(0.10)	-	-	0.00%	(0.10)
Nag Talent Ventures & Infortech Pvt. Ltd.,	(0.11%)	(12.09)	0.00%	(0.10)	-	-	0.00%	(0.10)
Roche Polymers and Additives Pvt. Ltd.,	0.00%	-	(0.04%)	1.11	-	-	(0.04%)	1.11
Gradient Estates Pvt. Ltd.,	(0.07%)	(7.27)	0.00%	(0.10)	-	-	0.00%	(0.10)
Gradient Realty Ventures Pvt. Ltd.,	0.00%	-	(0.04%)	1.25	-	-	(0.04%)	1.25
Asara Construction & Projects Pvt. Ltd.,	(0.13%)	(14.22)	0.00%	(0.10)	-	-	0.00%	(0.10)
KNR Muzaffarpur Holdings Pvt. Ltd.,	55.18%	6,093.33	52.01%	(1,513.79)	100%	1.15	51.99%	(1,512.64)
Non-controlling interest in all subsidiaries	44.24%	4,884.40	49.92%	(1,452.96)	-	-	49.94%	(1,452.96)
Total	100.00%	11,040.62	100.00%	(2,910.65)	100.00%	1.15	100.00%	(2,909.50)

32 Subsidiaries considered for consolidation

A - Names of related parties and nature of relationship				
S.No.	Particulars	Country	Holding as at	
			March 31, 2018	March 31, 2017
Subsidiaries				
1	Mesmeric Software Solutions Pvt. Ltd.,	India	100%	100%
2	Nag Talent Ventures & Infotech Pvt. Ltd.,	India	100%	100%
3	Roche Polymers and Additives Pvt. Ltd.,#	India	NA	100%
4	Gradient Estates Pvt. Ltd.,	India	100%	100%
5	Gradient Realty Ventures Pvt. Ltd.,#	India	NA	100%
6	Asara Construction & Projects Pvt. Ltd.,	India	100%	100%
7	KNR Muzaffarpur Holdings Pvt. Ltd.,	India	100%	100%
8	KNR Muzaffarpur-Barauni Tollway Pvt. Ltd.,	India	51%	51%

Subsidiaries closed on 19th March 2018.

33 Segment Information

The Group's operations predominantly consist of construction / project activities. Hence there are no reportable segments under Ind AS 108. During the year under report, substantial part of the Group's business has been carried out in India. The conditions prevailing in India being uniform, no separate geographical disclosures are considered necessary.

34 Reconciliation between the Opening and Closing balances in the financial statement for Financial Liabilities and Assets arising from Financial Activities (Ind AS - 7)

(Rs. in Lakhs)

Particulars	Long Term Borrowings (including Unsecured loan)	Instrument entirely equity in Nature	Deferred Payment Liability	Interest on Term Loan
Opening Balance	33,597.50	6,219.87	3,197.33	14.67
Interest Accrued during the year				3,512.99
Cash flows				
Received	1,100.00	3,194.69		
Repayment	(3,174.87)			
Interest paid				(3,508.81)
Non Cash items				
Unwinding Interest	5.66		394.07	
Impact of EIR	18.85			(18.85)
Derecognition of Financial Liability		(62.63)		
Closing Balance	31,547.14	9,351.93	3,591.40	0.00

KNRC Holdings and Investments Private Limited
Notes forming part of the consolidated financial statements

35 Approval of Financial Statements

The financial statements were approved for issue by the Board of Directors on May 29, 2018

- 35.** Previous year's figures have been regrouped/reclassified/rearranged wherever considered necessary.

For Sukumar Babu & Co.,

Chartered Accountants

(Firm Registration No. 004188S)



C. Sukumar Babu

Partner


Membership No. 024293

Place: Hyderabad

Date: 29.05.2018




For and on behalf of the Board



K. Jalandhar Reddy

Director

DIN: 00434911



K. Yashoda

Director

DIN: 05157487