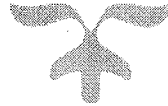


KNR Walayar Tollways Private Limited

Annual report for the financial year 2017-2018



INDEPENDENT AUDITOR'S REPORT

TO THE MEMBERS OF KNR WALAYAR TOLLWAYS PRIVATE LIMITED

Report on the Financial Statements

We have audited the accompanying financial statements of **KNR WALAYAR TOLLWAYS PRIVATE LIMITED** ('the Company'), which comprise the balance sheet as at 31 March 2018, the statement of profit and loss (including other comprehensive income), the statement of cash flows and the statement of changes in equity for the year then ended and a summary of the significant accounting policies and other explanatory information

Management's Responsibility for the Financial Statements

The Company's Board of Directors is responsible for the matters stated in Section 134(5) of the Companies Act, 2013 ("the Act") with respect to the preparation of these standalone financial statements that give a true and fair view of the financial position, financial performance including other comprehensive income, cash flows and changes in equity of the Company in accordance with the Indian Accounting Standards (Ind AS) prescribed under section 133 of the Act read with the Companies (Indian Accounting Standards) Rules, 2015, as amended, and other accounting principles generally accepted in India.

This responsibility also includes maintenance of adequate accounting records in accordance with the provisions of the Act for safeguarding the assets of the Company and for preventing and detecting frauds and other irregularities; selection and application of appropriate accounting policies; making judgments and estimates that are reasonable and prudent; and design, implementation and maintenance of adequate internal financial controls, that were operating effectively for ensuring the accuracy and completeness of the accounting records, relevant to the preparation and presentation of the standalone financial statements that give a true and fair view and are free from material misstatement, whether due to fraud or error.

Auditor's Responsibility

Our responsibility is to express an opinion on these standalone financial statements based on our audit. In conducting our audit, we have taken into account the provisions of the Act, the accounting and auditing standards and matters which are required to be included in the audit report under the provisions of the Act and the Rules made there under and the Order issued under section 143(11) of the Act

We conducted our audit of the standalone financial statements in accordance with the Standards on Auditing specified under Section 143(10) of the Act. Those Standards require that we comply with ethical requirements and plan and perform the audit to obtain reasonable assurance about whether the standalone financial statements are free from material misstatement.

An audit involves performing procedures to obtain audit evidence about the amounts and the disclosures in the standalone financial statements. The procedures selected depend on the auditor's judgment, including the assessment of the risks of material misstatement of the standalone financial statements, whether due to fraud or error. In making those risk assessments, the auditor considers internal financial control relevant to the Company's preparation of the standalone financial statements that give a true and fair view in order to design audit procedures that are appropriate in the circumstances. An audit also includes



evaluating the appropriateness of the accounting policies used and the reasonableness of the accounting estimates made by the Company's Directors, as well as evaluating the overall presentation of the standalone financial statements.

We believe that the audit evidence obtained by us is sufficient and appropriate to provide a basis for our audit opinion on the standalone financial statements.

Opinion

In our opinion and to the best of our information and according to the explanations given to us, the aforesaid standalone financial statements give the information required by the Act in the manner so required and give a true and fair view in conformity with the accounting principles generally accepted in India, of the state of affairs of the Company as at March 31, 2018, and its loss, total comprehensive income, the changes in equity and its cash flows for the year ended on that date.

Report on Other Legal and Regulatory Requirements

1. As required by Section 143(3) of the Act, we report that:

- (a) We have sought and obtained all the information and explanations which to the best of our knowledge and belief were necessary for the purposes of our audit.
- (b) in our opinion proper books of account as required by law have been kept by the Company so far as it appears from our examination of those books;
- (c) the Balance Sheet, the Statement of Profit and Loss including Other Comprehensive Income, Statement of Changes in Equity and the Statement of Cash Flow dealt with by this Report are in agreement with the books of account.;
- (d) in our opinion, the aforesaid standalone financial statements comply with the Indian Accounting Standards prescribed under section 133 of the Act.
- (e) on the basis of the written representations received from the directors as on 31 March 2018 taken on record by the Board of Directors, none of the directors is disqualified as on 31 March 2018 from being appointed as a director in terms of Section 164 (2) of the Act;
- (f) with respect to the adequacy of the internal financial controls over financial reporting of the Company and the operating effectiveness of such controls, refer to our separate Report in "Annexure A". Our report expresses an unmodified opinion on the adequacy and operating effectiveness of the Company's internal financial controls over financial reporting; and
- (g) with respect to the other matters to be included in the Auditor's Report in accordance with Rule 11 of the Companies (Audit and Auditors) Rules, 2014, as amended, in our opinion and to the best of our information and according to the explanations given to us :
 - i. The company has no pending litigation which would impact its financial



position except those disclosed in financial statements;

- ii. The company did not have any long-term contract including derivative contract for which there were any material foreseeable losses;
- iii. There were no amounts which were required by the company to be transferred to the Investor Education and Protection Fund, and;


2. As required by Section 143(3) of the Act, based on our audit we report that:

As required by the Companies (Auditor's Report) Order, 2016 ("the Order") issued by the Central Government of India in terms of section 143(11) of the Act, we give in the Annexure B, a statement on the matters specified in the paragraph 3 and 4 of the Order.

For Gianender & Associates
Chartered Accountants

(Firm's Registration No. 004661N)




Jeetender Kumar Gupta
(Partner)
(M.no. 092547)

Place: New Delhi
Date : 25th May, 2018

ANNEXURE "A" TO THE INDEPENDENT AUDITOR'S REPORT

(Referred to in paragraph 1(f) under 'Report on Other Legal and Regulatory Requirements' section of our report to the Members of **KNR WALAYAR TOLLWAYS PRIVATE LIMITED** of even date)

Report on the Internal Financial Controls under Clause (i) of Sub-section 3 of Section 143 of the Companies Act, 2013 ("the Act")

We have audited the internal financial controls over financial reporting of **KNR WALAYAR TOLLWAYS PRIVATE LIMITED**("the Company") as of March 31, 2018 in conjunction with our audit of the financial statements of the Company for the year ended on that date.

Management's Responsibility for Internal Financial Controls

The Company's management is responsible for establishing and maintaining internal financial controls based on the internal control over financial reporting criteria established by the Company considering the essential components of internal control stated in the Guidance Note on Audit of Internal Financial Controls over Financial Reporting issued by the Institute of Chartered Accountants of India. These responsibilities include the design, implementation and maintenance of adequate internal financial controls that were operating effectively for ensuring the orderly and efficient conduct of its business, including adherence to company's policies, the safeguarding of its assets, the prevention and detection of frauds and errors, the accuracy and completeness of the accounting records, and the timely preparation of reliable financial information, as required under the Companies Act, 2013.

Auditors' Responsibility

Our responsibility is to express an opinion on the Company's internal financial controls over financial reporting based on our audit. We conducted our audit in accordance with the Guidance Note on Audit of Internal Financial Controls Over Financial Reporting (the "Guidance Note") and the Standards on Auditing, issued by ICAI and deemed to be prescribed under section 143(10) of the Companies Act, 2013, to the extent applicable to an audit of internal financial controls, both applicable to an audit of Internal Financial Controls and, both issued by the Institute of Chartered Accountants of India. Those Standards and the Guidance Note require that we comply with ethical requirements and plan and perform the audit to obtain reasonable assurance about whether adequate internal financial controls over financial reporting was established and maintained and if such controls operated effectively in all material respects.

Our audit involves performing procedures to obtain audit evidence about the adequacy of the internal financial controls system over financial reporting and their operating effectiveness.

Our audit of internal financial controls over financial reporting included obtaining an understanding of internal financial controls over financial reporting, assessing the risk that a material weakness exists, and testing and evaluating the design and operating effectiveness of internal control based on the assessed risk. The procedures selected depend on the auditor's judgment, including the assessment of the risks of material misstatement of the financial statements, whether due to fraud or error.

We believe that the audit evidence we have obtained is sufficient and appropriate to provide a basis for my /our audit opinion on the Company's internal financial controls system over financial reporting.



Meaning of Internal Financial Controls over Financial Reporting

A company's internal financial control over financial reporting is a process designed to provide reasonable assurance regarding the reliability of financial reporting and the preparation of financial statements for external purposes in accordance with generally accepted accounting principles. A company's internal financial control over financial reporting includes those policies and procedures that (1) pertain to the maintenance of records that, in reasonable detail, accurately and fairly reflect the transactions and dispositions of the assets of the company; (2) provide reasonable assurance that transactions are recorded as necessary to permit preparation of financial statements in accordance with generally accepted accounting principles, and that receipts and expenditures of the company are being made only in accordance with authorisations of management and directors of the company; and (3) provide reasonable assurance regarding prevention or timely detection of unauthorised acquisition, use, or disposition of the company's assets that could have a material effect on the financial statements.

Inherent Limitations of Internal Financial Controls over Financial Reporting


Because of the inherent limitations of internal financial controls over financial reporting, including the possibility of collusion or improper management override of controls, material misstatements due to error or fraud may occur and not be detected. Also, projections of any evaluation of the internal financial controls over financial reporting to future periods are subject to the risk that the internal financial control over financial reporting may become inadequate because of changes in conditions, or that the degree of compliance with the policies or procedures may deteriorate.

Opinion

In our opinion, the Company has, in all material respects, an adequate internal financial controls system over financial reporting and such internal financial controls over financial reporting were operating effectively as at March 31, 2018, based on the internal control over financial reporting criteria established by the Company considering the essential components of internal control stated in the Guidance Note on Audit of Internal Financial Controls Over Financial Reporting issued by the Institute of Chartered Accountants of India.

For Gianender & Associates
Chartered Accountants
(Firm's Registration No. 004661N)




Jeetender Kumar Gupta
(Partner)
(M.no. 092547)

Place: New Delhi
Date : 25th May, 2018

Annexure 'B' to the Independent Auditor's Report of KNR WALAYAR TOLLWAYS PRIVATE LIMITED for the Year ended as on 31st March 2018

Annexure referred to in paragraph 2 under the heading "Report on Other Legal and Regulatory Requirements" of our report on even date:-

- i.
 - a) The company is maintaining proper records showing full particulars, including quantitative details and situation of fixed assets;
 - b) The Fixed Assets have been physically verified by the management at regular intervals and no material discrepancies were noticed on such verification
 - c) The title deeds of immoveable properties are held in the name of the company.
- ii. As the company is engaged in the business of infrastructure development, operations and its maintenance and there is no inventory in hand at any point of time, hence paragraph 3(ii) of the Order is not applicable to the company.
- iii. The Company has not granted any loans, secured or unsecured to companies, firms, limited liabilities partnership or other parties covered in the register maintained under section 189 of the Companies Act, 2013. Hence, reporting under clause (a) to (c) of Para 3(iii) are not applicable.
- iv. The Company has not entered into any transaction in respect of loans, investments, guarantee and securities, which attracts compliance to the provisions of the sections 185 and 186 of the Companies Act, 2013. Therefore the paragraph 3(iv) of the Order is not applicable to the company.
- v. The Company has not accepted deposits in terms of the provisions of section 73 to 76 of the Companies Act, 2013 and rules framed there under. Therefore, the paragraph 3(v) of the Order is not applicable to the company.
- vi. The Company is prima-facie maintaining the cost records as specified by the Central Government under sub-section (1) of section 148 of the Companies Act, 2013
- vii.
 - a) According to the information and explanations given to us and on the basis of our examination of the books of accounts, the company has been generally regular in depositing undisputed statutory dues including provident fund, employee state insurance, income tax, service tax, value added tax, cess and other statutory dues during the year with the appropriate authorities. As on 31st March 2018, there are no undisputed statutory dues payables for period exceeding more than six month from the date they become payable.
 - b) According to the information and explanations given to us, there were no statutory dues pending in respect of income tax, sales tax, VAT, custom duty and cess etc. on account of any dispute.
- viii. During the year the company has not defaulted in repayment of loans or borrowings to the banks. The company has not taken any loan or borrowings from any financial institutions or Government. The company has not issued debentures.



- ix. Money raised by way of term loan were applied for the purpose for which it was raised. The Company has not raised money by way of initial public offer or further public offer.
- x. According to the information and explanation given to us by the management which have been relied by us, there were no frauds on or by the company noticed or reported during the period under audit.
- xi. The company has not paid any managerial remuneration. Therefore the provisions of section 197 read with Schedule V of the Companies Act 2013 are not applicable.
- xii. The company is not a Nidhi Company, therefore para 3(xii) of the Order is not applicable.
- xiii. In our opinion and according to the information provided to use, the transaction entered with the related parties are in compliance with section 177 and 188 of the Act and are disclosed in the financial statements as required by the applicable accounting standards.
- xiv. In our opinion and according to the information provided to us, the company has not made any preferential allotment or private placement of shares or fully or partly convertible debentures during the year which are not in compliance of Section 42 of the Companies Act.
- xv. According to the information provided to us, the company has not entered into any non-cash transaction with directors or the persons connected with him covered under section 192 of the Companies Act 2013. Therefore, paragraph 3(xv) of the Order is not applicable to the company.
- xvi. According to the information provided to us, the company is not required to be registered under section 45-IA of the Reserve Bank of India Act, 1934. Therefore, paragraph 3(xvi) of the Order is not applicable to the company.

For Gianender & Associates
Chartered Accountants
(Firm's Registration No. 004661N)



Jeetender Kumar Gupta
(Partner)
(M.no. 092547)

Place: New Delhi
Date : 25th May, 2018

KNR Walayar Tollways Private Limited
Balance Sheet as at March 31, 2018

(Rs. in Lakhs)

Particulars	Note No.	As At March 31, 2018	As At March 31, 2017
I ASSETS			
1) NON-CURRENT ASSETS			
a) Property, plant and equipment	4	52.71	54.65
b) Investment property	4	1.04	1.04
c) Intangible assets	4	49,233.46	52,471.40
d) Other non-current assets	5	265.98	265.98
		49,553.19	52,793.07
2) CURRENT ASSETS			
a) Financial assets			
i) Investments	6	1,059.37	125.63
ii) Trade Receivables	7	740.32	454.35
iii) Cash and cash equivalents	8	97.78	113.61
iv) Other Financial Asset	9	132.23	201.62
b) Current tax Asset (net)	10	500.71	500.37
c) Other current assets	11	46.91	17.84
		2,577.32	1,413.42
TOTAL ASSETS		52,130.51	54,206.49
II EQUITY AND LIABILITIES			
EQUITY			
a) Equity Share capital	12	90.00	90.00
b) Instrument entirely equity in Nature	12.3	39,651.00	39,651.00
c) Other equity	13	(8,593.82)	(7,177.02)
Total Equity		31,147.18	32,563.98
LIABILITIES			
1) NON - CURRENT LIABILITIES			
a) Financial liabilities			
i) Borrowings	14	18,721.35	20,263.48
b) Provisions	15	930.85	429.09
		19,652.20	20,692.57
2) CURRENT LIABILITES			
a) Financial liabilities			
i) Trade Payables	16	62.71	47.86
ii) Other financial liabilities	17	1,264.33	888.64
b) Other current liabilities	18	4.09	13.44
		1,331.13	949.94
TOTAL LIABILITIES		20,983.33	21,642.51
TOTAL EQUITY AND LIABILITIES		52,130.51	54,206.49

Significant Accounting Policies

1 to 3

Notes referred to above form an integral part of the accounts

As per our report of even date attached

For Gianender & Associates

Chartered Accountants

(ICAI Registration No.004661N)


Jeetender Kumar Gupta

Partner

Membership No: 092547

Place : New Delhi

Date : 25-May-2018




For and on behalf of the Board

K.Narasimha Reddy

Director

K. Jalandhar Reddy

Director



KNR Walayar Tollways Private Limited
Statement Of Profit And Loss For The Year Ended March 31, 2018

(Rs. in Lakhs)

PARTICULARS		NOTE No.	Year ended March 31, 2018	Year ended March 31, 2017
I	Revenue from Operations	19	5,169.32	4,154.78
II	Other income	20	27.02	242.62
III	Total Revenue (I + II)		5,196.34	4,397.40
IV	EXPENSES			
	Operation & Maintenance expenses	21	1,090.95	992.41
	Employee benefits expenses	22	84.17	86.36
	Finance costs	23	1,948.71	2,316.82
	Depreciation and amortization expenses	4	3,239.88	3,239.88
	Other expenses	24	252.52	112.73
	Total expenses (IV)		6,616.23	6,748.20
V	Profit before exceptional items and tax (III - IV)		(1,419.89)	(2,350.80)
VI	Exceptional items		-	-
VII	Profit/(Loss) before tax (V - VI)		(1,419.89)	(2,350.80)
VIII	Tax expense			
	1) Current tax		-	-
	2) Adjustment of tax relating to earlier periods		-	-
	3) Deferred tax		-	-
	Total Tax Expenses (VIII)		-	-
IX	Profit (Loss) for the period (VII-VIII)		(1,419.89)	(2,350.80)
X	OTHER COMPREHENSIVE INCOME			
	Remeasurement of defined benefit obligation	25	3.09	(1.54)
	Total Comprehensive Income		3.09	(1.54)
XI	Total Comprehensive Income for the period (IX+X)		(1,416.80)	(2,352.34)
XII	Earnings per equity share	31		
	1) Basic		(157.77)	(261.20)
	2) Diluted		(157.77)	(261.20)

Corporate information and Significant accounting policies 1 to 3

See accompanying notes forming part of the financial statements
 As per our report of even date attached

For Gianender & Associates

Chartered Accountants
 (ICAI Registration No.004661N)

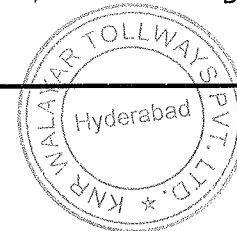
Jeetender Kumar Gupta
 Partner
 Membership No: 092547
 Place : New Delhi
 Date : 25-May-2018



For and on behalf of the Board

K. Narasimha Reddy
K. Narasimha Reddy
 Director

K. Jalandhar Reddy
K. Jalandhar Reddy
 Director



KNR Walayar Tollways Private Limited
Statement Of Changes In Equity For The Year Ended March 31, 2018

A - Equity Share Capital


Equity Shares of Rs. 10/- each issued, subscribed and fully paid	No. of Shares in Lakhs	Amount in Rs. Lakhs
At 1 April, 2016	9.00	90.00
Changes in equity share capital during the year	-	-
At 31 March, 2017	9.00	90.00
Changes in equity share capital during the year	-	-
At 31 March, 2018	9.00	90.00

B - Instrument entirely equity in Nature

	(Rs. in Lakhs)
	Loan from Promotor
At 1 April, 2016	26,651.00
Addition during the year	13,000.00
At 31 March, 2017	39,651.00
At 1 April, 2017	39,651.00
Addition during the year	-
At 31 March, 2018	39,651.00

C - Other Equity

Particulars	Reserves & Surplus		Total
	Retained Earning	Other Comprehensive Income	
Balance as at 1st, April, 2016	(4,821.67)	(3.01)	(4,824.68)
Total Comprehensive Income for the Year	(2,350.80)	(1.54)	(2,352.34)
Equity Contribution on FV of Interest free Un Secured Loan	-	-	-
Balance as at March 31, 2017	(7,172.47)	(4.55)	(7,177.02)
Balance as at 1st, April, 2017	(7,172.47)	(4.55)	(7,177.02)
Total Comprehensive Income for the Year	(1,419.89)	3.09	(1,416.80)
Equity Contribution on FV of Interest free Un Secured Loan	-	-	-
Balance as at March 31, 2018	(8,592.36)	(1.46)	(8,593.82)



KNR Walayar Tollways Private Limited
Cash Flow Statement For The Year Ended March 31, 2018

(Rs. in Lakhs)

PARTICULARS	For the Year ended March 31, 2018	For the Year ended March 31, 2017
A) CASH FLOW FROM OPERATING ACTIVITIES		
Net Profit before Tax	(1,419.89)	(2,350.80)
Adjustments for		
Depreciation & Amortization Expenses	3,239.88	3,239.88
Interest Expenses & Other borrowing cost	1,900.62	2,316.82
Provision on Actuarial gain/(loss)	3.09	(1.54)
Provision For Major Maintenance	463.72	423.49
Unwinding interest on MMR	40.22	-
Liabilities no longer required written back	5.27	-
Un amortized processing fee	7.87	7.87
Interest Income	(21.25)	(36.85)
OPERATING PROFIT BEFORE WORKING CAPITAL CHANGES	4,219.53	3,598.87
(Increase)/Decrease in Trade and Other Receivables	(245.99)	(708.40)
Increase/(Decrease) in Trade Payables and Other Liabilities	5.28	(348.78)
CASH GENERATED FROM OPERATIONS	(240.71)	(1,057.18)
Taxes paid	-	-
NET CASH FROM OPERATING ACTIVITIES	3,978.82	2,541.69
B) CASH FLOW FROM INVESTING ACTIVITIES		
Purchase of Tangible/ Intangible asset under development	-	-
(Purchase)/Sale of Investments	(933.73)	(125.63)
Interest Received	21.25	36.85
NET CASH USED IN INVESTING ACTIVITIES	(912.48)	(88.78)
C) CASH FLOW FROM FINANCING ACTIVITIES		
Repayment of borrowings	(1,150.00)	(13,850.00)
Deemed Equity part of Un-Secured Loan	-	13,000.00
Interest Paid	(1,932.17)	(2,627.39)
NET CASH FROM FINANCING ACTIVITIES	(3,082.17)	(3,477.39)
Net change in Cash and Cash Equivalents (A+B+C)	(15.83)	(1,024.48)
Cash and Cash Equivalents including cash credits at the Opening	113.61	1,138.09
Cash and Cash Equivalents including cash credits at the Closing	97.78	113.61

Notes:

1 Components of Cash & Cash Equivalents

Cash in Hand	36.82	33.18
Bank Balance -Current Account	60.96	43.43
Deposits with Bank	-	37.00
	97.78	113.61

2 The Cash flow statement is prepared in accordance with the Indirect Method stated in IND-AS 7 on Cash Flow Statements and presents the cash flows by operating, investing and financing activities.

3 Figures in brackets represent cash outflows.

See accompanying Notes to financial statements

As per our report of even date attached

For Gianender & Associates

Chartered Accountants
(ICAI Registration No.004661N)


Jeetender Kumar Gupta
Partner
Membership No: 092547
Place : New Delhi
Date : 25-May-2018



For and on behalf of the Board

K.Narasimha Reddy
Director

K. Jalandhar Reddy
Director



1. Reporting entity

KNR Walayar Tollways Private Limited (the 'Company') is a company domiciled in India, with its registered office situated at KNR House, Phase – I, Kavuri hills, Hyderabad, Telangana. The Company has been incorporated under the provisions of the Companies Act, 1956 as a Special Purpose Vehicle ("SPV") promoted by KNR Constructions Limited ('KNR').

The Company has entered into a Service Concession Arrangement("SCA") with National Highway Authority of India ("NHAI") for Design, Build, Finance, Operate and Transfer (The "DBFOT") from KM 182.250 to KM 240.000 Walayar – Vadakkancherry of NH-47 in the State of Kerala, Under NHDP – II) on BOT (Toll) basis. The company achieved COD with effect from 31st October 2015.

2. Basis of preparation

A. Statement of compliance

These financial statements have been prepared in accordance with Indian Accounting Standards (Ind AS) as per the Companies (Indian Accounting Standards) Rules, 2015 notified under Section 133 of Companies Act, 2013, (the 'Act') and other relevant provisions of the Act.

The financial statements were authorized for issue by the Company's Board of Directors on 25-May-2018.

Details of the Company's accounting policies are included in Note 3.

B. Functional and presentation currency

These financial statements are presented in Indian Rupees (INR), which is also the Company's functional currency. All amounts have been rounded-off to the nearest rupee, unless otherwise indicated.

C. Basis of measurement

The financial statements have been prepared on the historical cost basis except for the following items:

Items	Measurement Basis
Certain financial assets and liabilities	Fair value
Net defined benefit (asset)/liability	Fair value of plan assets (if any) less present value of defined benefit obligations

D. Current Assets and Current Liabilities

Current Assets:

An asset shall be classified as current when it satisfies any of the following criteria:

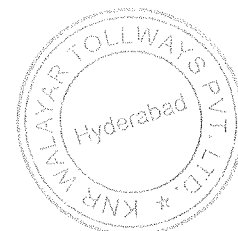
- (a) it is expected to be realized in, or is intended for sale or consumption in, the company's normal operating cycle;
- (b) it is held primarily for the purpose of being traded.
- (c) It is expected to be realized within twelve months after the reporting date, or
- (d) It is cash or cash equivalent unless it is restricted from being exchanged or used to settle a liability for at least twelve months after the reporting date.

All other assets shall be classified as non-current.

Current Liabilities:

A liability shall be classified as current when it satisfies any of the following criteria:

- (a) it is expected to be settled in the company's normal operating cycle;
- (b) it is held primarily for the purpose of being traded;
- (c) it is due to be settled within twelve months after the reporting date: or
- (d) the company does not have an unconditional right to defer settlement of the liability for at least twelve months after the reporting date. Terms of a liability that could at the option of the counterparty, result in its settlement by the issue of equity instruments do not affect its classification. All other liabilities shall be classified as non-current.



E. Use of estimates and judgment

The preparation of these financial statements in conformity with Ind AS requires the management to make estimates and assumptions considered in the reported amounts of assets, liabilities (including contingent liabilities), income and expenses. The Management believes that the estimates used in preparation of the financial statements are prudent and reasonable. Actual results could differ due to these estimates and the differences between the actual results and the estimates are recognized in the periods in which the results are known / materialize. Estimates include the useful lives of property plant and equipment and intangible fixed assets, allowance for doubtful debts/advances, future obligations in respect of retirement benefit plans, provisions for resurfacing obligations, fair value measurement etc.

F. Measurement of fair values

A number of the Company's accounting policies and disclosures require the measurement of fair values, for both financial and non-financial assets and liabilities.

The Company has an established control framework with respect to the measurement of fair values. This includes a valuation team that has overall responsibility for overseeing all significant fair value measurements, including Level 3 fair values, and reports directly to the Directors.

The valuation team regularly reviews significant unobservable inputs and valuation adjustments. If third party information, such as broker quotes or pricing services, is used to measure fair values, then the valuation team assesses the evidence obtained from the third parties to support the conclusion that these valuations meet the requirements of Ind AS, including the level in the fair value hierarchy in which the valuations should be classified.

Fair values are categorized into different levels in a fair value hierarchy based on the inputs used in the valuation techniques as follows.


Level 1: quoted prices (unadjusted) in active markets for identical assets or liabilities.

Level 2: inputs other than quoted prices included in Level 1 that are observable for the asset or liability, either directly (i.e. as prices) or indirectly (i.e. derived from prices).

Level 3: inputs for the asset or liability that are not based on observable market data (unobservable inputs).

When measuring the fair value of an asset or a liability, the Company uses observable market data as far as possible. If the inputs used to measure the fair value of an asset or a liability fall into different levels of the fair value hierarchy, then the fair value measurement is categorized in its entirety in the same level of the fair value hierarchy as the lowest level input that is significant to the entire measurement.

The Company recognizes transfers between levels of the fair value hierarchy at the end of the reporting period during which the change has occurred.



3. Significant accounting policies

a. Property, plant and equipment

i. Recognition and measurement

Items of property, plant and equipment are measured at cost, which includes capitalized borrowing costs, less accumulated depreciation and accumulated impairment losses, if any

Cost of an item of property, plant and equipment comprises its purchase price, including import duties and non-refundable purchase taxes, after deducting trade discounts and rebates, any directly attributable cost of bringing the item to its working condition for its intended use and estimated costs of dismantling and removing the item and restoring the site on which it is located.

The cost of a self-constructed item of property, plant and equipment comprises the cost of materials and direct labor, any other costs directly attributable to bringing the item to working condition for its intended use, and estimated costs of dismantling and removing the item and restoring the site on which it is located.

If significant parts of an item of property, plant and equipment have different useful lives, then they are accounted for as separate items (major components) of property, plant and equipment. Any gain or loss on disposal of an item of property, plant and equipment is recognized in profit or loss.

ii. Subsequent expenditure

Subsequent expenditure is capitalized only if it is probable that the future economic benefits associated with the expenditure will flow to the Company.

iii. Depreciation

Depreciation is calculated on cost of items of property, plant and equipment in the manner and as per the useful life prescribed under Schedule-II to the Act, and is generally recognized in the statement of profit and loss. Depreciation on additions (disposals) is provided on a pro-rata basis i.e. from (up to) the date on which asset is ready for use (disposed of).

Depreciation method, useful lives and residual values are reviewed at each financial year-end and adjusted if appropriate.

b. Investment Property

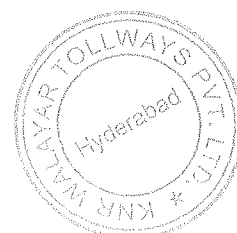
The lands controlled by the company during the period is an asset held for capital appreciation which generates cash flows largely independently of other assets held by the company, hence recognized as an investment property.

Subsequent expenditure is capitalized to the asset's carrying amount only when it is probable that future economic benefits associated with the expenditure will flow to the company and the cost of the item can be measured reliably.

c. Intangible Asset Under Service Concession Arrangements

i. Recognition and measurement

The Company recognizes an intangible asset arising from a service concession arrangement to the extent it has a right to charge for use of the concession infrastructure. The fair value, at the time of initial recognition of such an intangible asset received as consideration for providing construction or upgrade services in a service concession arrangement, is regarded to be its cost. Subsequent to initial recognition the intangible asset is measured at cost, less any accumulated amortization and accumulated impairment losses.



ii. Subsequent expenditure

Subsequent expenditure is capitalized only when it increases the future economic benefits embodied in the specific asset to which it relates.

iii. Amortization

The Company has followed life based amortization for intangible assets which are recognized under service concession arrangements, over the balance concession period.

Government grants – Viability Gap Funding (VGF)

Any VGF in the form of equity support in connection with project construction is accounted as a receivable and is adjusted to the extent of actual receipt.

d. Financial instruments

i. Classification and subsequent measurement

Non-Derivative Financial assets

On initial recognition, a financial asset is classified as measured at

- amortized cost;
- FVTOCI – debt investment;
- FVTOCI – equity investment; or
- FVTPL

Financial assets are not reclassified subsequent to their initial recognition, except if and in the period the Company changes its business model for managing financial assets.

A financial asset is measured at amortized cost if it meets both of the following conditions and is not designated as at FVTPL:

- the asset is held within a business model whose objective is to hold assets to collect contractual cash flows; and
- the contractual terms of the financial asset give rise on specified dates to cash flows that are solely payments of principal and interest on the principal amount outstanding.


A debt investment is measured at FVOCI if it meets both of the following conditions and is not designated as at FVTPL:

- the asset is held within a business model whose objective is achieved by both collecting contractual cash flows and selling financial assets; and
- the contractual terms of the financial asset give rise on specified dates to cash flows that are solely payments of principal and interest.

All financial assets not classified as measured at amortized cost or FVOCI as described above are measured at FVTPL. This includes all derivative financial assets. On initial recognition, the Company may irrevocably designate a financial asset that otherwise meets the requirements to be measured at amortized cost or at FVOCI as at FVTPL if doing so eliminates or significantly reduces an accounting mismatch that would otherwise arise.

Financial liabilities: Classification, subsequent measurement and gains and losses

Financial liabilities are classified as measured at amortized cost or FVTPL. A financial liability is classified as at FVTPL if it is classified as held for trading, or it is a derivative or it is designated as such on initial recognition. Financial liabilities at FVTPL are measured at fair value and net gains and losses, including any interest expense, are recognized in profit or loss. Other financial liabilities are subsequently measured at amortized cost using the effective interest method. Interest expense and foreign exchange gains and losses are recognized in profit or loss. Any gain or loss on derecognition is also recognized in profit or loss.



ii. De recognition

Financial assets

The Company derecognizes a financial asset when the contractual rights to the cash flows from the financial asset expire, or it transfers the rights to receive the contractual cash flows in a transaction in which substantially all of the risks and rewards of ownership of the financial asset are transferred or in which the Company neither transfers nor retains substantially all of the risks and rewards of ownership and does not retain control of the financial asset.

Financial liabilities

The Company derecognizes a financial liability when its contractual obligations are discharged or cancelled or expire.

The Company also derecognizes a financial liability when its terms are modified and the cash flows under the modified terms are substantially different. In this case, a new financial liability based on the modified terms is recognized at fair value. The difference between the carrying amount of the financial liability extinguished and the new financial liability with modified terms is recognized in profit or loss.

iii. Offsetting

Financial assets and financial liabilities are offset, and the net amount presented in the balance sheet when, and only when, the Company currently has a legally enforceable right to set off the amounts and it intends either to settle them on a net basis or to realize the asset and settle the liability simultaneously.

iv. Non-derivative financial assets – service concession arrangements

The Company recognizes an intangible asset arising from a service concession arrangement when it has an unconditional contractual right to collect or receive cash or another financial asset from or at the direction of the grantor of the concession for the construction or upgrade services provided. Such intangible assets are measured at fair value upon initial recognition and classified as Intangible asset.

e. Impairment

i. Impairment of financial instruments


In accordance with Ind-AS 109, the Company applies Expected Credit Loss (ECL) model for measurement and recognition of impairment loss on the following financial assets and credit risk exposure:

- Financial assets that are debt instruments, and are measured at amortized cost e.g., loans, debt securities, deposits, and bank balance.
- Trade receivables.

The Company follows 'simplified approach' for recognition of impairment loss allowance on trade receivables which do not contain a significant financing component. The application of simplified approach does not require the company to track changes in credit risk. Rather, it recognizes impairment loss allowance based on lifetime ECLs at each reporting date, right from its initial recognition

Measurement of expected credit losses

Expected credit losses are a probability weighted estimate of credit losses. Credit losses are measured as the present value of all cash shortfalls (i.e. the difference between the cash flows due to the Company in accordance with the contract and the cash flows that the Company expects to receive).



Presentation of allowance for expected credit losses in the Balance Sheet

Loss allowances for financial assets measured at amortized cost are deducted from the gross carrying amount of the assets.

Write-off

The gross carrying amount of a financial asset is written off (either partially or in full) to the extent that there is no realistic prospect of recovery. This is generally the case when the Company determines that the debtor does not have assets or sources of income that could generate sufficient cash flows to repay the amounts subject to the write-off. However, financial assets that are written off could still be subject to enforcement activities in order to comply with the Company's procedures for recovery of amounts due.

ii. Impairment of non-financial assets

The Company's non-financial assets, other than deferred tax assets are reviewed at each reporting date to determine whether there is any indication of impairment. If any such indication exists, then the asset's recoverable amount is estimated.

For impairment testing, assets that do not generate independent cash inflows are grouped together into cash-generating units (CGUs). Each CGU represents the smallest group of assets that generates cash inflows that are largely independent of the cash inflows of other assets or CGUs.

The recoverable amount of a CGU (or an individual asset) is the higher of its value in use and its fair value less costs to sell. Value in use is based on the estimated future cash flows, discounted to their present value using a pre-tax discount rate that reflects current market assessments of the time value of money and the risks specific to the CGU (or the asset).

An impairment loss is recognized if the carrying amount of an asset or CGU exceeds its estimated recoverable amount. Impairment losses are recognized in the statement of profit and loss. Impairment loss recognized in respect of a CGU is allocated first to reduce the carrying amount of any goodwill allocated to the CGU, and then to reduce the carrying amounts of the other assets of the CGU (or group of CGUs) on a pro rata basis.

f. Employee benefits


i. Short-term employee benefits

Short-term employee benefit obligations are measured on an undiscounted basis and are expensed as the related service is provided. A liability is recognized for the amount expected to be paid e.g., under short-term cash bonus, if the Company has a present legal or constructive obligation to pay this amount as a result of past service provided by the employee, and the amount of obligation can be estimated reliably.

ii. Long Term and post employee benefits

The liabilities for earned leave and sick leave are not expected to be settled wholly within 12 months after the end of the period in which the employees render the related service. They are therefore measured as the present value of expected future payments to be made in respect of services provided by employees up to the end of the reporting period using the projected unit credit method. The benefits are discounted using the market yields at the end of the reporting period that have terms approximating to the terms of the related obligation. Re-measurements as a result of experience adjustments and changes in actuarial assumptions are recognized in profit or loss.

- i. **Defined contribution plans:** The state governed provident fund scheme, employee state insurance scheme and employee pension scheme are defined contribution plans. The contribution paid/payable under the schemes is recognized during the period in which the employee renders the related service.



- ii. **Defined benefit plans:** The employees' gratuity fund schemes and provident fund scheme managed by the Company's defined benefit plans. The present value of the obligation under such defined benefit plans is determined based on actuarial valuation using the Projected Unit Credit Method.

The obligation is measured at the present value of the estimated future cash flows. The discount rate used for determining the present value of the obligation under defined benefit plans, is based on the market yield on government securities of a maturity period equivalent to the weighted average maturity profile of the related obligations at the Balance Sheet date.

Re measurement, comprising actuarial gains and losses, the return on plan assets (excluding net interest) and any change in the effect of asset ceiling (wherever applicable) are recognized in other comprehensive income and is reflected immediately in retained earnings and is not reclassified to profit & loss.

The net interest cost is calculated by applying the discount rate to the net balance of the defined benefit obligation and the fair value of plan assets. This cost is included in employee benefit expense in the statement of profit and loss.

In case of funded plans, the fair value of the plan assets is reduced from the gross obligation under the defined benefit plans to recognize the obligation on a net basis.

Gains or losses on the curtailment or settlement of any defined benefit plan are recognized when the curtailment or settlement occurs. Past service cost is recognized as expense at the earlier of the plan amendment or curtailment and when the Company recognizes related restructuring costs or termination benefits.

g. Provisions (other than employee benefits)

A provision is recognized if, as a result of a past event, the Company has a present legal or constructive obligation that can be estimated reliably, and it is probable that an outflow of economic benefits will be required to settle the obligation.

Provision for major maintenance

Provisions are taken for contractual obligations to maintain the condition of infrastructure under concession, principally to cover the expense of major road repairs (surface courses, restructuring of slow lanes, etc.), bridges, tunnels etc. Provision for major maintenance is determined by discounting the expected maintenance expense spanning several years at a pre-tax rate that reflects the current market assessment of the time value and the risks specific to the liability and is updated annually. Provisions are also taken whenever recognized signs of defects are encountered on identified infrastructure.

h. Revenue recognition


i. Construction contracts

Construction contract revenue arises from construction of road as per the agreement with NHAI.

Contract revenue includes the initial amount agreed in the contract plus any variations in contract work, claims and incentive payments, to the extent that it is probable that they will result in revenue and can be measured reliably.

If the outcome of a construction contract can be estimated reliably, contract revenue is recognized in profit or loss in proportion to the stage of completion of the contract. The stage of completion is assessed by reference to surveys of work performed. Otherwise, contract revenue is recognized only to the extent of contract costs incurred that are likely to be recoverable.

Contract costs are recognized as expenses as incurred unless they create an asset related to future contract activity. An expected loss on a contract is recognized immediately in profit or loss.



ii. Service concession arrangements – Toll Revenue

Revenue related to construction or upgrade services provided under a service concession arrangement is recognized based on the stage of completion of the work performed, consistent with the Company's accounting policy on recognizing revenue on construction contracts (see (I) above). And the toll revenue is recognized as and when the amount is due, and recovery is certain.

iii. Other Income

Interest income is accrued at applicable interest rate on time proportion basis.

Dividend income is accounted when the right to receive the same is established.

Other items of income are accounted for as and when the right to receive arises.

i. Income tax

Income tax comprises of current and deferred tax. It is recognized in profit or loss except to the extent that it relates to an item recognized directly in equity or in other comprehensive income.

i. Current tax

Current tax comprises the expected tax payable or receivable on the taxable income or loss for the year and any adjustment to the tax payable or receivable in respect of previous years. The amount of current tax reflects the best estimate of the tax amount expected to be paid or received after considering the uncertainty, if any, related to income taxes. It is measured using tax rates (and tax laws) enacted or substantively enacted by the reporting date.

Current tax assets and current tax liabilities are offset only if there is a legally enforceable right to set off the recognized amounts, and it is intended to realize the asset and settle the liability on a net basis or simultaneously.

ii. Deferred tax

Deferred tax is recognized in respect of temporary differences between the carrying amounts of assets and liabilities for financial reporting purposes and the corresponding amounts used for taxation purposes. Deferred tax is also recognized in respect of carried forward tax losses and tax credits.

Deferred tax assets are recognized to the extent that it is probable that future taxable profits will be available against which they can be used. The existence of unused tax losses is strong evidence that future taxable profit may not be available. Therefore, in case of a history of recent losses, the Company recognizes a deferred tax asset only to the extent that it has sufficient taxable temporary differences or there is convincing other evidence that sufficient taxable profit will be available against which such deferred tax asset can be realized. Deferred tax assets – unrecognized or recognized, are reviewed at each reporting date and are recognized/ reduced to the extent that it is probable/ no longer probable respectively that the related tax benefit will be realized.

Deferred tax is measured at the tax rates that are expected to apply to the period when the asset is realized, or the liability is settled, based on the laws that have been enacted or substantively enacted by the reporting date.

The measurement of deferred tax reflects the tax consequences that would follow from the manner in which the Company expects, at the reporting date, to recover or settle the carrying amount of its assets and liabilities.

Deferred tax assets and liabilities are offset if there is a legally enforceable right to offset current tax liabilities and assets, and they relate to income taxes levied by the same tax authority on the same taxable entity, or on different tax entities, but they intend to settle current tax liabilities and assets on a net basis or their tax assets and liabilities will be realized simultaneously.



j. Borrowing cost

Borrowing costs are interest and other costs (including exchange differences relating to foreign currency borrowings to the extent that they are regarded as an adjustment to interest costs) incurred in connection with the borrowing of funds. Borrowing costs directly attributable to acquisition or construction of an asset which necessarily take a substantial period of time to get ready for their intended use are capitalized as part of the cost of that asset. Other borrowing costs are recognized as an expense in the period in which they are incurred.

k. Segment reporting

The Board of Directors assess the financial performance of the Company and makes strategic decisions and has been identified as being the Chief Operating Decision Maker (CODM). Based on the internal reporting provided to the CODM, the Company has only one reportable segment i.e. the BOT road project and hence no separate disclosures are required under Ind AS 108.

l. Earnings per share

The basic earnings per share ("EPS") for the year is computed by dividing the net profit/ (loss) after tax for the year attributable to equity shareholders by the weighted average number of equity shares outstanding during the year.

Diluted earnings per share adjust the figures used in the determination of basic earnings per share to take into account:

- the after-income tax effect of interest and other financing costs associated with dilutive potential equity shares, and
- the weighted average number of additional equity shares that would have been outstanding assuming the conversion of all dilutive potential equity shares

m. Contingent liabilities and contingent assets

A contingent liability exists when there is a possible but not probable obligation, or a present obligation that may, but probably will not, require an outflow of resources, or a present obligation whose amount cannot be estimated reliably. Contingent liabilities do not warrant provisions but are disclosed unless the possibility of outflow of resources is remote.

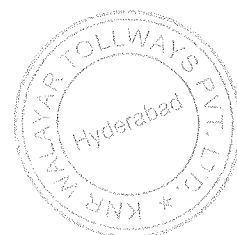
Contingent assets have to be recognized in the financial statements in the period in which if it is virtually certain that an inflow of economic benefits will arise. Contingent assets are assessed continually, and no such benefits were found for the current financial year.

n. Cash flow statement

Cash flows are reported using the indirect method, whereby net profit/ (loss) before tax is adjusted for the effects of transactions of a non-cash nature and any deferrals or accruals of past or future cash receipts or payments and item of income or expenses associated with investing or financing cash flows. The cash flows from regular revenue generating, investing and financing activities of the company are segregated.

o. Cash and cash equivalents

For the purpose of presentation in the statement of cash flows, cash and cash equivalents include cash on hand, deposits held at call with financial institutions, other short-term highly liquid investments with original maturities of three months or less that are readily convertible to known amounts of cash and which are subject to insignificant risk of changes in value and bank overdrafts. Bank overdrafts are shown within borrowings in current liabilities in Balance Sheet.



4 - PROPERTY, PLANT AND EQUIPMENT

(Rs. in Lakhs)

Particulars	Tangible Assets		
	Buildings	CWIP	Total
Cost			
As at April 1, 2017	58.37	-	58.37
Additions	-	-	-
Disposals	-	-	-
As at March 31, 2018	58.37	-	58.37
Depreciation			
As at April 1, 2017	3.72	-	3.72
Charge for the period	1.94	-	1.94
Disposals	-	-	-
As at March 31, 2018	5.66	-	5.66
Net block			
As at March 31, 2018	52.71	-	52.71
As at March 31, 2017	54.65	-	54.65

4 - INVESTMENT PROPERTY

PARTICULARS	As at	
	March 31, 2018	March 31, 2017
Immovable Property - Land (Refer Note)	1.04	1.04
	1.04	1.04

Note : The management estimates Fair value of the property as on March 31, 2018 is Rs. 1.06 lakhs and PY 2016-17 is Rs. 1.06 lakhs

The best evidence of fair value is current prices in an active market for similar properties. Where such information is not available, the Company consider information from a variety of sources including:



- current prices in an active market for properties of different nature or recent prices of similar properties in less active markets, adjusted to reflect those differences.
- discounted cash flow projections based on reliable estimates of future cash flows.
- capitalised income projections based upon a property's estimated net market income, and a capitalisation rate derived from an analysis of market evidence.

The fair values of investment properties have been determined by management. The main inputs used are the rental growth rates, expected vacancy rates, terminal yields and discount rates based on comparable transactions and industry data. All resulting fair value estimates for investment properties are included in level 3.

4 - INTANGIBLE ASSET

(Rs. in Lakhs)

Particulars	Intangible Assets			
	Computer software	Carriage Way	Intangible assets under development	Total
Cost				
As at April 1, 2017	0.18	58,530.14	-	58,530.32
Additions	-	-	-	-
Disposals	-	-	-	-
As at March 31, 2018	0.18	58,530.14	-	58,530.32
Depreciation				
As at April 1, 2017	0.10	6,058.82	-	6,058.92
Charge for the period	0.06	3,237.88	-	3,237.94
Disposals	-	-	-	-
As at March 31, 2018	0.16	9,296.70	-	9,296.86
Net block				
As at March 31, 2018	0.02	49,233.44	-	49,233.46
As at March 31, 2017	0.08	52,471.32	-	52,471.40



5 - OTHER NON-CURRENT ASSETS

PARTICULARS	As at	
	March 31, 2018	March 31, 2017
WCT Receivable	264.31	264.31
VAT & Other Deposits	1.67	1.67
Total	265.98	265.98

6 - INVESTMENTS

PARTICULARS	As at	
	March 31, 2018	March 31, 2017
CURRENT		
ICICI Mutual Funds (Refer foot note)	1,059.37	125.63
Total	1,059.37	125.63

Foot Note : Investment in Mutual funds are recognised at Fair value (i.e. market value), and the respective gain or loss has been recognised through profit and loss

7 - TRADE RECEIVABLE

PARTICULARS	As at	
	March 31, 2018	March 31, 2017
Toll Receivable (Refer foot note)	740.32	454.35
Total	740.32	454.35

Foot Note : toll receivable includes amount receivable from Kerala and Karnataka state road transportation (KSRTC and TNSTC)

8 - CASH AND CASH EQUIVALENTS

PARTICULARS	As at	
	March 31, 2018	March 31, 2017
Balances with banks:		
in current accounts	60.96	43.43
in deposit accounts (less than 3 months maturity)	-	37.00
Cash on hand	36.82	33.18
Total	97.78	113.61

9 - OTHER FINANCIAL ASSETS



PARTICULARS	As at	
	March 31, 2018	March 31, 2017
CURRENT		
Receivables from NHAI	132.02	201.42
Interest receivable	0.21	0.20
Total Current Other Financial Assets	132.23	201.62
Total	132.23	201.62

10 - CURRENT TAX ASSETS (Net)

PARTICULARS	As at	
	March 31, 2018	March 31, 2017
TDS Receivable	500.71	500.37
Total	500.71	500.37

11 - OTHER CURRENT ASSETS

PARTICULARS	As at	
	March 31, 2018	March 31, 2017
Un-secured Considered good		
Staff Imprest & Salary Advances	2.10	1.32
Prepaid expenses	14.65	16.52
Other Advances	30.16	-
Total	46.91	17.84



12 - EQUITY CAPITAL

(Rs. in Lakhs)

PARTICULARS	As at	
	March 31,2018	March 31,2017
EQUITY SHARE CAPITAL		
Authorised Share capital 900,000 Equity Shares of Rs. 10/- each	90.00	90.00
Issued, subscribed & fully paid share capital 900,000 Equity Shares of Rs. 10/- each	90.00	90.00
Total	90.00	90.00

Terms/ Rights attached to equity shares

The Company has only one class of equity shares having a par value of Rs.10/-per share. Each holder of equity shares is entitled to one vote per share. The Company declares and pays dividends in Indian rupees. The dividend, if any proposed, by the board of Directors is subject to the approval of the shareholders in the ensuing Annual General Meeting.

During the year ended 31st March 2018, no dividend is declared by Board of Directors

In the event of liquidation of the Company, the holders of equity shares will be entitled to receive remaining assets of the company after distribution of preferential amounts. The distribution will be in proportion to the number of equity shares held by the Shareholders

12.1 The reconciliation of the number of shares outstanding at the beginning and at the end of the year is set out below

Particulars	As at March 31, 2018		As at March 31, 2017	
	No. of Shares	Amount in Lakhs	No. of Shares	Amount in Lakhs
Number of Equity Shares at the beginning	9.00	90.00	9.00	90.00
Add: - Number of Shares Issued	-	-	-	-
Less: Number of Shares Bought Back	-	-	-	-
Number of Equity Shares at the end of the year	9.00	90.00	9.00	90.00

12.2 The details of shareholder holding by holding company and its associates as at March 31, 2018 is set out below:

Name of the shareholder	As at March 31, 2018		As at March 31, 2017	
	No. of Shares in Lakhs	% held	No. of Shares in Lakhs	% held
KNR Constructions Limited & its nominees	9.00	100.00	9.00	100.00
	9.00	100.00	9.00	100.00


12.3 - Instrument entirely equity in Nature

PARTICULARS	As at	
	March 31,2018	March 31,2017
Loan from Promotor Company	39,651.00	39,651.00
Balance at the end of the period	39,651.00	39,651.00

Foot Note : Un secured Loans from KNR Constructions Limited is in the nature of Sub-debt were recognised as a form of equity contribution, and the same was repayable after satisfaction of senior Debt and at the option of the Company.

13 - OTHER EQUITY

PARTICULARS	As at	
	March 31,2018	March 31,2017
i) Surplus in the statement of profit and loss		
Balance at the beginning of the period	(7,172.47)	(4,821.67)
Add: Comprehensive Income/(Loss) for the period	(1,419.89)	(2,350.80)
	(8,592.36)	(7,172.47)
ii) Other Comprehensive Income-Gratuity	(1.46)	(4.55)
Balance at the end of the period	(8,593.82)	(7,177.02)



14 - BORROWINGS

PARTICULARS	As at	
	March 31, 2018	March 31, 2017
NON - CURRENT		
Secured loans		
From banks (Refer Foot Note)		
Term loans	18,721.35	20,263.48
	18,721.35	20,263.48
Total non-current borrowings	18,721.35	20,263.48
Total borrowings	18,721.35	20,263.48

Foot Note

Terms of Security

- 1 A first mortgage on all immovable assets (if any) and first charge by way of hypothecation on all moveable assets (including but not limited to all current/non-current assets) both present and future ,ranking Pari-Passu with other lenders save and except assets forming part of the project assets as defined in the Concession Agreement
- 2 First-charge /assignment on all intangible assets (other than Project Assets as defined in the concession agreement) including but not limited to the goodwill, rights, undertakings and uncalled capital both present and future, ranking pari-passu with other lenders to be availed in the manner and to the extent permissible under the Concession Agreement save and except assets forming part of the Project Assets as defined in the Concession Agreement
- 3 First-charge on all bank accounts including ,without limitation ,TRA/Escrow Account, and any other bank account to be established by company and each of the other accounts required to be created by the company. Provided that the charge on the retention account and other bank accounts as mentioned above shall always be subject to and the payments from the accounts shall always be in the manner and only to the extent of order of priorities of payments as permitted under the Escrow Agreement
- 4 A first Charge over all rights ,title and interest of the Company related to the project from all contracts, insurances, licenses in to and under all project agreement (including the Concession Agreement) to which the borrower is party to including contractor guarantees, liquidated damages and all other contracts relating to the project ,provided such charge shall be limited to and to arise to the extent provided under Substitution agreement.
- 5 A pledge of 51% (fifty one percent) of the total issued, paid up and voting equity share capital of the Company held by the Sponsor till final settlement date.

Terms of Repayment

All term loans from banks are repayable in 48 balloned quarterly installments ranging from Rs 100 Lakhs to Rs1750 Lakhs beginning from 1st April 2016 to 31st March 2028. The number of Installments outstanding as on 31st March 2018 are 34. The rate of interest is lead bank 1 year MCLR rate + 0.15% i.e. 9.50% p.a.

15 - PROVISIONS

PARTICULARS	As at	
	March 31, 2018	March 31, 2017
NON - CURRENT		
Major Maintenance (Refer Foot Note)	927.43	423.49
Gratuity	3.42	5.60
Total non -current provisions	930.85	429.09
Total provisions	930.85	429.09

Foot Note:

Movement of Provision for Major Maintenance

PARTICULARS	As at	
	March 31, 2018	March 31, 2017
Balance as at 1 April	423.49	-
Provision made during the year	463.72	423.49
Un winding Interest on MMR	40.22	-
Provision utilised during the year	-	-
Provision reversed during the year	-	-
Balance as at 31 March	927.43	423.49

16 - TRADE PAYABLES

PARTICULARS	As at	
	March 31, 2018	March 31, 2017
CURRENT		
Amount payable to Related Parties (Refer Note : 33)		
O&M Expenses	57.50	46.46
Others (Refer note : 36)	5.21	1.40
Total current trade payables	62.71	47.86
Total Trade Payables	62.71	47.86


17 - OTHER FINANCIAL LIABILITIES

PARTICULARS	As at	
	March 31, 2018	March 31, 2017
CURRENT		
Current maturities of long-term debts:		
Term loans - Banks	1,200.00	800.00
Interest accrued and due on term Loans	10.12	41.68
Amount payable to Related Parties (Refer Note : 33)		
KNR Constructions Limited	35.00	24.00
Outstanding Expenses	19.21	22.96
Total current other financial liabilities	1,264.33	888.64
Total other financial liabilities	1,264.33	888.64



18 - OTHER CURRENT LIABILITIES

PARTICULARS	As at	
	March 31, 2018	March 31, 2017
Dues to statutory/government authorities	4.09	13.44
Total	4.09	13.44



19 - REVENUE FROM OPERATIONS

(Rs. in Lakhs)

PARTICULARS	Year ended March 31, 2018	Year ended March 31, 2017
Toll Revenue	5,169.32	4,154.78
TOTAL	5,169.32	4,154.78

20 - OTHER INCOME

(Rs. in Lakhs)

PARTICULARS	Year ended March 31, 2018	Year ended March 31, 2017
Interest Income	3.36	36.22
Gain on fair value of mutual funds	17.89	0.63
Other Income	5.77	205.77
TOTAL	27.02	242.62

21 - OPERATION & MAINTENANCE EXPENSES

(Rs. in Lakhs)

PARTICULARS	Year ended March 31, 2018	Year ended March 31, 2017
Operations & Maintenance Expenses - Routine	627.23	568.92
Major Maintenance Expenses - Periodic	463.72	423.49
TOTAL	1,090.95	992.41

22 - EMPLOYEE BENEFITS EXPENSE

(Rs. in Lakhs)

PARTICULARS	Year ended March 31, 2018	Year ended March 31, 2017
Salaries, Wages and Other Benefits	77.62	80.46
Contribution to Provident and Other Funds	6.55	5.90
TOTAL	84.17	86.36

23 - FINANCE COSTS

(Rs. in Lakhs)

PARTICULARS	Year ended March 31, 2018	Year ended March 31, 2017
Interest on Term Loans - Banks	1,888.83	2,306.79
Other Borrowing Cost		
Other Borrowing Cost	19.66	10.03
Un winding Interest on Major Maintenance	40.22	-
TOTAL	1,948.71	2,316.82

24 - OTHER EXPENSES



(Rs. in Lakhs)

PARTICULARS	Year ended March 31, 2018	Year ended March 31, 2017
Travelling & Conveyance	3.62	1.40
Arbitration Fee	62.33	-
Postage, Telegrams and Telephones	4.87	4.10
Printing & Stationery	0.09	0.12
Advertisement and publicity	8.88	3.64
Petrol & Deisel expenses	0.18	0.47
Mess Expenses	6.90	6.20
Rates and taxes	0.12	0.26
Audit Fee	5.79	6.47
Legal, Professional & Consultancy Expenses	63.91	72.18
Insurance	25.67	12.64
GST Expenses	67.98	-
Interest on TDS	0.09	0.02
Other Expenses	2.09	5.23
TOTAL	252.52	112.73

25 - OTHER COMPREHENSIVE INCOME

(Rs. in Lakhs)

PARTICULARS	Year ended March 31, 2018	Year ended March 31, 2017
i) Items that will not be reclassified to profit or loss Actuarial Gains & Losses	3.09	1.54
TOTAL	3.09	1.54



26. Capital management

The Company's policy is to maintain a strong capital base so as to safeguard its ability to continue as a going concern, so that it can continue to provide returns for shareholders and benefits for other stakeholders and for the future development of the Company. In order to maintain or achieve an optimal capital structure, the Company may adjust the amount of dividend payment, return of capital to shareholders or issue of new shares.

The Company's adjusted net debt to equity ratio at 31 March 2018 was as follows

	(Rs. in Lakhs)	
	March 31, 2018	March 31, 2017
Debts	19,931.47	21,105.16
Less: cash and cash equivalents	(97.78)	(113.61)
Adjusted net debt	19,833.70	20,991.55
Total equity	31,147.18	32,563.98
Adjusted equity	31,147.18	32,563.98
Adjusted net debt to adjusted equity ratio	0.64	0.64

Foot Note : Debt includes Long Term Borrowings (Including Current Maturities) and Interest accrued there on.

27. Financial instruments - Fair values and risk management

A. Accounting classifications and fair values

The following table shows the carrying amounts and fair values of financial assets and financial liabilities, including their levels in the fair value hierarchy.

March 31, 2018

	(Rs. in Lakhs)			(Rs. in Lakhs)			
	Carrying amount			Fair Value			
	FVTPL	Amortised Cost	Total carrying amount	Level 1	Level 2	Level 3	Total
Financial assets							
Investments in mutual funds	1,059.37	-	1,059.37	1,059.37	-	-	1,059.37
Trade Receivables	-	740.32	740.32	-	-	740.32	740.32
Other financial assets	-	132.23	132.23	-	-	132.23	132.23
Cash and cash equivalents	-	97.78	97.78	-	-	-	-
	1,059.37	970.33	2,029.70	1,059.37	-	872.55	1,931.92
Financial liabilities							
Secured bank loans	-	19,921.35	19,921.35	-	-	20,000.00	20,000.00
Trade payables	-	62.71	62.71	-	-	62.71	62.71
Other financial liabilities	-	64.33	64.33	-	-	64.33	64.33
	-	20,048.39	20,048.39	-	-	20,127.04	20,127.04

i) The carrying amount of financial asset and liability is measured at amortized cost are considered to be the same as there fair values due to their short term nature.


ii) The Carrying value of Rupee term loans are at approximate fair value as the instruments are at prevailing market rate

March 31, 2017

	(Rs. in Lakhs)			(Rs. in Lakhs)			
	Carrying amount			Fair Value			
	FVTPL	Amortised Cost	Total carrying amount	Level 1	Level 2	Level 3	Total
Financial assets							
Investments in mutual funds	125.63	-	125.63	125.63	-	-	125.63
Trade Receivables	-	454.35	454.35	-	-	454.35	454.35
Other financial assets	-	201.62	201.62	-	-	201.62	201.62
Cash and cash equivalents	-	113.61	113.61	-	-	-	-
	125.63	769.58	895.21	125.63	-	655.97	781.60
Financial liabilities							
Secured bank loans	-	21,063.48	21,063.48	-	-	21,150.00	21,150.00
Trade payables	-	47.86	47.86	-	-	47.86	47.86
Other financial liabilities	-	88.64	88.64	-	-	88.64	88.64
	-	21,199.98	21,199.98	-	-	21,286.50	21,286.50

i) The carrying amount of financial asset and liability is measured at amortized cost are considered to be the same as there fair values due to their short term nature.

ii) The Carrying value of Rupee term loans are at approximate fair value as the instruments are at prevailing market rate



27. Financial instruments - Fair values and risk management

B. Financial risk management

The Company has exposure to the following risks arising from financial instruments:

- a) credit risk
- b) liquidity risk
- c) market risk

The Company's board of directors has overall responsibility for the establishment and oversight of the Company's risk management framework. The Company's risk management policies are established to identify and analyze the risks faced by the Company, to set appropriate risk limits and controls and to monitor risks and adherence to limits. Risk management policies and systems are reviewed regularly to reflect changes in market conditions and the Company's activities. The Company, through its training and management standards and procedures, aims to maintain a disciplined and constructive control environment in which all employees understand their roles and obligations.

The Company's Board oversees how management monitors compliance with the Company's risk management policies and procedures, and reviews the adequacy of the risk management framework in relation to the risks faced by the Company. The Board is assisted in its oversight role by internal audit. Internal audit undertakes both regular and ad hoc reviews of risk management controls and procedures, the results of which are reported to the audit committee.

a) Credit risk

Credit risk is the risk of financial loss to the Company if a customer or counterparty to a financial instrument fails to meet its contractual obligations, and arises principally from the Company's receivables from customers; loans and investments in debt securities

The carrying amounts of financial assets represent the maximum credit risk exposure.

Trade receivables

The Company generally does not have trade receivable as collection of toll income coincide as and when the traffic passes through toll plazas.

As on March 31, 2018 Company has to receive money from the Road Transportation Corporation of Tamilnadu & Kerala States, and the management of the company believes that the credit risk is negligible.

b) Liquidity risk

Liquidity risk is the risk that the Company will encounter difficulty in meeting the obligations associated with its financial liabilities that are settled by delivering cash or another financial asset. The Company's approach to managing liquidity is to ensure, as far as possible, that it will have sufficient liquidity to meet its liabilities when they are due, under both normal and stressed conditions, without incurring unacceptable losses or risking damage to the Company's reputation. The Company uses activity-based costing to cost its products and services, which assists it in monitoring cash flow requirements and optimizing its cash return on investments.

Exposure to liquidity risk

The following tables detail the company's remaining contractual maturity for its non-derivative financial liabilities with agreed repayment periods. The tables have been drawn up based on the undiscounted cash flows of financial liabilities based on the earliest date on which the company can be required to pay. The tables include both interest and principal cash flows. To the extent that interest flows are floating rate, the undiscounted amount is derived from interest rate curves at the end of the reporting period. The contractual maturity is based on the earliest date on which the company may be required to pay.

March 31, 2018



(Rs. in Lakhs)

	Carrying Amount	Contractual Cash flows		
		Upto 1 Year	1-3 years	More than 3 year
Non-derivative financial liabilities				
Secured bank loans	19,921.35	2,998.60	8,084.30	15,876.45
Trade payables	62.71	62.71	-	-
Other financial liabilities	64.33	64.33	-	-
	20,048.39	3,125.64	8,084.30	15,876.45

March 31, 2017

(Rs. in Lakhs)

	Carrying Amount	Contractual Cash flows		
		Upto 1 Year	1-3 years	More than 3 year
Non-derivative financial liabilities				
Secured bank loans	21,063.48	2,684.85	6,852.30	20,449.18
Trade payables	47.86	47.86	-	-
Other financial liabilities	88.64	88.64	-	-
	21,199.98	2,821.35	6,852.30	20,449.18



c) Market risk

Market risk is the risk that changes in market prices - such as foreign exchange rates, interest rates and equity prices - will affect the Company's income or the value of its holdings of financial instruments. The objective of market risk management is to manage and control market risk exposures within acceptable parameters, while optimizing the return.

Foreign Currency Risk

Foreign Currency risk is the risk that fair value or future cash flow of a financial instrument will fluctuate because of changes in foreign exchange rate.

The Company is not exposed to foreign currency risk as it has no borrowing or no material payables in foreign currency

Interest rate risk

Interest rate risk is the risk that fair value of future cash flow of a financial instrument will fluctuate because of changes in market interest rates.

The interest risk arises to the company mainly from long term borrowings with variable rates. The Company measures risk through sensitivity analysis.

The Company is exposed to Interest rate risk as it has variable interest rate borrowings.

The company's exposure to interest rate risk due to borrowings is as follows:

(Rs, in lakhs)

Particulars	Note No.	March 31, 2018	March 31, 2017
Borrowings outstanding	14	18,721.35	20,263.48
Borrowings Current maturities	17	1,200.00	800.00

Sensitivity analysis

(Rs, in lakhs)

Interest Rate Risk Analysis	Impact on profit/ loss after tax	
	FY 2017-18	FY 2016-17
Increase or decrease in Interest by 25bp	51.23	69.96

Note : In case of Increase in Interest rate, Profit will reduce and vice versa

Price risk

Price risk is the risk that the fair value or future cash flows of a financial instrument will fluctuate because of changes in market prices (other than those arising from interest rate risk or currency risk).

The company is exposed to price risk due to investments in mutual funds and classified as fair value through profit and loss.

The company measures risk through sensitivity analysis.

The company's risk management policy is to mitigate the risk by investments in diversified mutual funds.

The company's exposure to price risk due to investments in mutual fund is as follows:

Particulars	Note No.	March 31, 2018	March 31, 2017
Investments in Mutual Funds	6	1,059.37	125.63

Sensitivity analysis

Price Rate Risk Analysis	Impact on profit/ loss after tax	
	FY 2017-18	FY 2016-17
Increase or decrease in NAV by 2%	11.85	1.26

Note : In case of Decrease in NAV, Profit will reduce and vice versa

28. Service concession arrangement


The Company has entered into a service concession arrangement with National Highways Authorities of India (NHAI) for development, maintenance and management of Four Laning of 53.89 Km for the package from Walayar to Vadakkancherry Section of NH-47 from Km 182.250 to Km240.000 in the state of Kerala through Public Private Partnership (PPP) on Design, Build, Finance, Operate and Transfer (DBFOT) on Toll basis under NHDP-II for a period of 20 years including construction period, and the SCA does not provide any alteration to the arrangement. The Company has achieved its 100% PCOD on 31st October, 2015.

The Company has received a cash support by way of grant for a sum of INR 26,460.00 Lakhs (29% of the total project cost). And the same was adjusted against the intangible asset.

The Company has right to charge users of asset as toll without any minimum guarantee from the grantor. Accordingly, the Company has recognised an intangible asset, At the end of the concession period the toll road will become the property of the grantor and the Company will have no further involvement in its operation or maintenance.

During the year, the Company has recorded toll revenue of Rs. 5169.32 lakhs.

The Company has recognised a gross intangible asset of INR 58,530.14 Lakhs and the amortization is charged on the basis of useful life of asset.



29 Contingent Liability and Commitments and Contingent Assets

Particulars	(Rs. in Lakhs)	
	2017-18	2016-17
a) Contingent Liability		
Claims against the company	Nil	Nil
b) Capital Commitment		
Commitment to the extent not provided for	Nil	Nil
c) Contingent Assets		
Claims made by company- arbitration	Nil	Nil

30 Remuneration paid to the Statutory Auditors (Excluding of taxes)

Audit and Other Fees	(Rs. In Lakhs)	
	2017-18	2016-17
Statutory Audit Fees	5.00	5.00
Other Services	0.55	0.50
Out of Pocket Expenses	0.24	0.15

31 Disclosure pursuant to Ind AS 33 "Earnings Per Share(EPS)"

Particulars	(Rs. In Lakhs)	
	2017-18	2016-17
i. Profit (loss) attributable to equity shareholders(basic)	(1,419.89)	(2350.81)
ii. Weighted average number of equity shares (basic)	9.00	9.00
Basic EPS	(157.77)	(261.20)
i. Profit (loss) attributable to equity shareholders(diluted)	(1,419.89)	(2350.81)
ii. Weighted average number of equity shares (diluted)	9.00	9.00
Diluted EPS	(157.77)	(261.20)

32 Employee Benefits

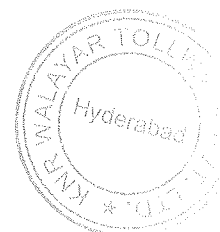
The disclosure is pursuant to the requirements of Ind AS - 19

Defined Benefit plans:

The Company operates gratuity plan through a trust wherein every employee is entitled to the benefit equivalent to fifteen days salary last drawn for each completed year of service. The same is payable on termination of service or retirement whichever is earlier. The benefit vests after five years of continuous service.

The amount to be recognized in the Balance Sheet:

Particulars	(Rs. In Lakhs)	
	2017-18	2016-17
Present value of the obligation at the end of the period	3.42	5.60
Fair value of plan assets at end of period	-	-
Net liability/(asset) recognized in Balance Sheet and related analysis	3.42	5.60
Funded Status	3.42	5.60



Expense to be recognized in the statement of Profit and Loss:

Particulars	(Rs. In Lakhs)	
	2017-18	2016-17
Interest cost	0.45	0.27
Current service cost	0.46	0.43
Expected return on plan asset		-
Premium Expenses		-
Net actuarial (gain)/loss recognized in the period	(3.09)	1.54
Expenses to be recognized in the statement of profit and loss accounts	(2.18)	2.24

Table Showing Changes in Present Value of Obligations:

Particulars	2017-18	2016-17
Present value of the obligation at the beginning of the period	5.60	3.36
Interest cost	0.45	0.27
Current service cost	0.46	0.43
Benefits paid (if any)		Nil
Actuarial (gain)/loss	(3.09)	1.54
Present value of the obligation at the end of the period	3.42	5.60

Actuarial (Gain)/Loss on Planned Assets:

Particulars	2017-18	2016-17
Actual return on plan assets	Nil	Nil
Expected return on plan assets	Nil	Nil
Actuarial gain/ (Loss)	(3.09)	1.54

Actuarial (Gain)/Loss recognized:


Particulars	2017-18	2016-17
Actuarial (gain)/loss - obligation	(3.09)	1.54
Actuarial (gain)/loss - plan assets	Nil	Nil
Total Actuarial (gain)/loss	(3.09)	1.54
Actuarial (gain)/loss recognized	(3.09)	1.51
Outstanding actuarial (gain)/loss at the end of the period	(3.09)	1.54

Summary of membership data at the date of valuation and statistics based thereon:

Particulars	2017-18	2016-17
Number of employees	47	61
Total monthly Basic salary	Rs 5.19 Lakhs	Rs 6.57 Lakhs
Average Past Service(Years)	1.85 years	1.62 years
Average remaining working lives of employees(Years)	35.19 years	34.31 years
Average Age(Years)	15.18 years	25.69 years

The assumptions employed for the calculations are tabulated:

Discount rate	7.65 % per annum
Salary Growth Rate	4.00%
Mortality	IALM 2006-08 Ultimate
Expected rate of return	0
Withdrawal rate (Per Annum)	5.00%



	March 31, 2018	March 31, 2017
Discount rate Sensitivity		
Increase by 1.0%	3,04,114	4,69,033
(% change)	-11.03%	-16.28%
Decrease by 1.0%	3,87,515	6,78,502
(% change)	13.37%	21.11%
Salary growth rate Sensitivity		
Increase by 1.0%	3,88,796	6,46,210
(% change)	13.75%	15.35%
Decrease by 1.0%	3,02,572	4,35,441
(% change)	-11.48%	-22.27%
Withdrawal rate (W.R.) Sensitivity		
W.R. x 110%	3,46,756	-
(% change)	1.45%	-
W.R. x 90%	3,36,069	-
(% change)	-1.68%	-

33 Disclosure of Related Parties/ Related Party Transactions pursuant to Ind As 24: Related party Disclosure"

List of related parties and nature of relationship

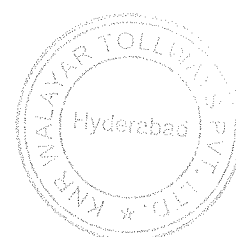
S. No.	Name of the related party	Nature of relationship
1	KNR Constructions Limited	Holding Company & EPC Contractor
2	Mr. K. Narasimha Reddy	Director
3	Mr. K. Jalandhar Reddy	Director

Transactions during the year ended (Rs. In Lakhs)

S. No.	Name of the related party	Nature of transactions	March 31, 2018	March 31, 2017
1	KNR Constructions Limited	Instruments entirely Equity in nature	-	13,000.00
		EPC Change of Scope	-	1,437.06
		O&M Expenditure	627.23	568.92
		Reimbursement of expenses made on our behalf	186.74	1710.03
		Utility Shifting Expenses paid	-	(15.12)
		Withheld - COS paid	-	(4.38)

Balances outstanding (Rs. In Lakhs)

S. No.	Name of the related party	Nature of transactions	March 31, 2018	March 31, 2017
1	KNR Constructions Limited	Share capital	90.00	90.00
		Instruments entirely Equity in nature	39,651.00	39,651.00
		O&M Payable	57.50	46.46
		Reimbursement of Expenses Payable	35.00	24.00



34 Investment Property

The lands controlled by the company during the period is an asset held for capital appreciation which generates cash flows largely independently of other assets held by the company, hence recognized as an investment property.

Investment properties are measured initially at cost, including transaction costs. Subsequent to initial recognition, investment properties are measured in accordance with cost model and are stated at original cost net of tax/duty credits availed, if any.

Subsequent expenditure is capitalized to the asset's carrying amount only when it is probable that future economic benefits associated with the expenditure will flow to the company and the cost of the item can be measured reliably. All other repairs and maintenance costs are expensed when incurred.

35 Foreign Currency Transactions:

S. No.	Particulars	2017-18	2016-17
1	CIF Value of Imports	Nil	Nil
2	Expenditure in Foreign Currency	Nil	Nil
3	Earnings in Foreign Currency	Nil	Nil

36 Due to Micro, Small and Medium Enterprises

There has been no claimed transaction during the period with MICRO, Small and Medium Enterprises covered under the MICRO, Small and Medium Enterprises Development Act. (MSMED Act, 2006) Hence, reporting details of principal and interest does not arise.

37 Reconciliation between the Opening and Closing balances in the financial statement for Liabilities and Financial Assets arising from Financial Activities (Ind AS - 7)


Particulars	Long Term Borrowings	Interest
Opening Balance	21,063.48	41.68
Interest Accrued during the year		1,908.49
Cash flows	-	
Repayment	(1,150.00)	
Interest paid	-	(1,932.17)
Non Cash items		
Foreign Exchange	-	-
Impact of EIR	7.87	(7.87)
Closing Balance	19,921.35	10.12

38 Segment Information

The Company is into the business of developing the Infrastructure facility on BOT basis, and there are no separate reportable operating segments as per Ind AS 108.

39 Taxes on Income

The Company does not have any taxable income and book profit under Minimum Alternative Tax (MAT) 115JB. The Company is eligible for deduction under section 80IA of Income Tax Act and the tax holiday period of the company's project falls within the concession period of the company as defined in Section 80IA. Since deferred tax on Timing differences between Accounting Income and Taxable Income that arise during the year is reversing during such tax holiday period, no deferred tax asset/liability arises and accordingly no provision is made in the accounts.



KNR WALAYAR TOLLWAYS PRIVATE LIMITED

Notes to the financial statements for the year ended March 31, 2018

- 40** Previous year's figures have been regrouped/reclassified/rearranged wherever considered necessary.



For Gianender & Associates

Chartered Accountants
ICAI Regn. No.004661N



Jeetender Kumar Gupta
Partner
M.No.092547
Place: New Delhi
Date: 25.05.2018

For and on behalf of the Board



K. Narasimha Reddy
(Director)



K. Jalandhar Reddy
(Director)