

0056 09/DEC/2014



**KNR Constructions Limited**

Date: 5<sup>th</sup> January 2015

Ref: KNRCL/SD/2015/01 & 02

To  
Dept. of Corporate Services,  
BSE Limited  
P J Towers, Dalal Street,  
Fort, MUMBAI - 400001

To  
National Stock Exchange of India Limited  
"Exchange Plaza",  
Bandra Kurla Complex,  
Bandra (E), MUMBAI - 400051

Fax: +91 - 22- 2272 2037 / 39 / 41  
+91 22 2272 3121 / 3719 / 1557

Fax: +91- 22- 6641 8124 / 25 / 26  
+91 22 2659 8237 / 38 ,  
+91 22 2659 8347 / 48

Sir,

Sub: - Shareholding Pattern for the quarter ended 31<sup>st</sup> December 2014

Ref: - Clause 35 of Listing Agreement  
KNR Constructions Limited,  
BSE Code: 532942, NSE Symbol: KNRCON


With reference to the above please find attached Shareholding pattern of the Company for the Quarter ended 31<sup>st</sup> December 2014 as per Clause 35 of Listing Agreement.

This is for your information and records.

Yours truly,  
for KNR Constructions Limited

*M.V. Venkata Rao*

M. V. VENKATA RAO  
Company Secretary




**(D(a) Statement showing Shareholding Pattern**

**Name of the Company : KNR Constructions Limited**

**Script Code, Name of the scrip, class of security : KNRCON**

**As on Date : 31-Dec-2014**

|   | No. of partly paid-up shares  | As a % of total no. of partly paid-up Shares              | As a % of total no. of shares of the company   |
|---|-------------------------------|---|--|
| Partly paid-up shares   |                               |   |  |
| Held by promoter/promoter group   | 0                             |   | 0  |
| Held by public  | 0                             |   | 0  |
| <b>Total</b>  | 0                             |   | 0  |
| Outstanding convertible securities  | No. of outstanding securities | As a % of total no. of outstanding convertible securities | As a % of total no. of shares of the company, assuming full conversion of the convertible securities |
| Held by promoter/promoter group   | 0                             |   | 0  |
| Held by public  | 0                             |   | 0  |
| <b>Total</b>  | 0                             |   | 0  |
| Warrants  | No. of warrants               | As a % of total no. of warrants                           | As a % of total no. of shares of the company, assuming full conversion of Warrants                   |
| Held by promoter/promoter group   | 0                             |   | 0  |
| Held by public  | 0                             |   | 0  |
| <b>Total</b>  | 0                             |   | 0  |
| Total paid-up capital of the company, assuming full conversion of warrants and convertible securities | 0                             |   |  |



**(1)(a) Statement showing Shareholding Pattern**

| Sr. no. | Category of shareholder  | Number of shareholders | Total number of shares | Number of shares held in dematerialized form | Total shareholding as a percentage of total number of shares |                                  | Number of shares otherwise encumbered (VIII) | Shares Pledged or otherwise encumbered<br>As a percentage (IX) = (VIII) / (IV) * 100 |
|---------|--|------------------------|------------------------|--|--|----------------------------------|--|--|
|         |  |                        |                        |  | As a percentage of (A+B) <sup>1</sup> (VI)                   | As a percentage of (A+B+C) (VII) |  |  |
| (A)     | <b>Promoter and Promoter Group<sup>2</sup></b>                               |                        |                        |  |  |                                  |  |  |
| (1)     | <b>Indian</b>  |                        |                        |  |  |                                  |  |  |
| (a)     | Individuals/Hindu Undivided Family   | 5                      | 18425241               | 18425241                                     | 65.52  | 65.52                            | 0  | 0.00   |
| (b)     | Central Government/State Government(s)                                       | 0                      | 0                      | 0  | 0  | 0                                | 0  | 0  |
| (c)     | Bodies Corporate   | 0                      | 0                      | 0  | 0  | 0                                | 0  | 0  |
| (d)     | Financial Institutions/Banks   | 0                      | 0                      | 0  | 0  | 0                                | 0  | 0  |
| (e)     | Any Other (Total)  | 0                      | 0                      | 0  | 0.00   | 0.00                             | 0  | 0  |
|         | <b>Sub-Total (A)(1)</b>  | 5                      | 18425241               | 18425241                                     | 65.52  | 65.52                            | 0  | 0.00   |
| (2)     | <b>Foreign</b>   |                        |                        |  |  |                                  |  |  |
| (a)     | Individuals (Non-Resident Individuals/Foreign Individuals)                   | 0                      | 0                      | 0  | 0  | 0                                | 0  | 0  |
| (b)     | Bodies Corporate   | 0                      | 0                      | 0  | 0  | 0                                | 0  | 0  |
| (c)     | Institutions   | 0                      | 0                      | 0  | 0  | 0                                | 0  | 0  |
| (d)     | Qualified Foreign Investor   | 0                      | 0                      | 0  | 0  | 0                                | 0  | 0  |
| (e)     | Any Other (Total)  | 0                      | 0                      | 0  | 0.00   | 0.00                             | 0  | 0.00   |
|         | <b>Sub-Total (A)(2)</b>  | 0                      | 0                      | 0  | 0.00   | 0.00                             | 0  | 0.00   |
|         | <b>Total Shareholding of Promoter and Promoter Group (A) = (A)(1)+(A)(2)</b> | 5                      | 18425241               | 18425241                                     | 65.52  | 65.52                            | 0  | 0.00   |




| <b>(B) Public Shareholding<sup>3</sup></b> |   |      |         |  |         |  |       |  |       |  |      |  |      |
|--|---|------|---------|--|---------|--|-------|--|-------|--|------|--|------|
| <b>(1) Institutions</b>                    |   |      |         |  |         |  |       |  |       |  |      |  |      |
| (a)  | Mutual Funds/UTI  | 17   | 5676008 |  | 5676008 |  | 20.18 |  | 20.18 |  | N.A. |  | N.A. |
| (b)  | Financial Institutions/Banks  | 0    | 0       |  | 0       |  | 0     |  | 0     |  | N.A. |  | N.A. |
| (c)  | Central Government/State Government(s)  | 0    | 0       |  | 0       |  | 0     |  | 0     |  | N.A. |  | N.A. |
| (d)  | Venture Capital Funds   | 0    | 0       |  | 0       |  | 0     |  | 0     |  | N.A. |  | N.A. |
| (e)  | Insurance Companies   | 0    | 0       |  | 0       |  | 0     |  | 0     |  | N.A. |  | N.A. |
| (f)  | Foreign Institutional Investors   | 3    | 215000  |  | 215000  |  | 0.76  |  | 0.76  |  | N.A. |  | N.A. |
| (g)  | Foreign Venture Capital Investors   | 0    | 0       |  | 0       |  | 0     |  | 0     |  | N.A. |  | N.A. |
| (h)  | Qualified Foreign Investor  | 0    | 0       |  | 0       |  | 0     |  | 0     |  | N.A. |  | N.A. |
| (i)  | Any Other (Total)   | 0    | 0       |  | 0       |  | 0.00  |  | 0.00  |  | N.A. |  | N.A. |
|  | <b>Sub-Total (B)(1)</b>   | 20   | 5891008 |  | 5891008 |  | 20.95 |  | 20.95 |  | N.A. |  | N.A. |
| <b>(2) Non-institutions</b>                |   |      |         |  |         |  |       |  |       |  |      |  |      |
| (a)  | Bodies Corporate  | 162  | 790217  |  | 790217  |  | 2.81  |  | 2.81  |  | N.A. |  | N.A. |
| (b)  | Individuals - i. Individual Shareholders Holding Nominal Share Capital Up To >Rs. 1 Lakh.       | 6623 | 1568522 |  | 1568508 |  | 5.58  |  | 5.58  |  | N.A. |  | N.A. |
|  | Individuals - ii. Individual Shareholders Holding Nominal Share Capital In Excess Of Rs. 1 Lakh | 22   | 1249464 |  | 1249464 |  | 4.44  |  | 4.44  |  | N.A. |  | N.A. |
| (c)  | Qualified Foreign Investor  | 0    | 0       |  | 0       |  | 0     |  | 0     |  | N.A. |  | N.A. |
| (d)  | Any Other (Total)   | 329  | 199008  |  | 199008  |  | 0.71  |  | 0.71  |  | N.A. |  | N.A. |
| (d1)                                       | CLEARING MEMBERS  | 161  | 142996  |  | 142996  |  | 0.51  |  | 0.51  |  | N.A. |  | N.A. |
| (d2)                                       | NON RESIDENT INDIANS (REPART)   | 134  | 46292   |  | 46292   |  | 0.16  |  | 0.16  |  | N.A. |  | N.A. |
| (d3)                                       | NON RESIDENT INDINAS (NON REPART)   | 33   | 9450    |  | 9450    |  | 0.03  |  | 0.03  |  | N.A. |  | N.A. |
| (d4)                                       | OFFICE BEARER   | 1    | 270     |  | 270     |  | 0.00  |  | 0.00  |  | N.A. |  | N.A. |
|  | <b>Sub-Total (B)(2)</b>   | 7136 | 3807211 |  | 3807197 |  | 13.54 |  | 13.54 |  | N.A. |  | N.A. |
|  | <b>Total Public Shareholding (B)=</b>   | 7156 | 9698219 |  | 9698205 |  | 34.48 |  | 34.48 |  | N.A. |  | N.A. |



|     |  |      |          |          |        |        |   |      |      |      |  |  |  |
|-----|--|------|----------|----------|--------|--------|---|------|------|------|--|--|--|
|     | (B)(1)+(B)(2)  |      |          |          |        |        |   |      |      |      |  |  |  |
|     | TOTAL (A)+(B)  | 7161 | 28123460 | 28123446 | 100.00 | 100.00 | 0 | 0.00 | N.A. | 0.00 |  |  |  |
| (C) | Shares held by Custodians and against which Depository Receipts have been issued | 0    | 0        | 0        | N.A.   |        |   | 0.00 | N.A. | N.A. |  |  |  |
| C1  | Promoter and Promoter Group  | 0    | 0        | 0        | N.A.   |        |   | 0    | N.A. | N.A. |  |  |  |
| C2  | Public   | 0    | 0        | 0        | N.A.   |        |   | 0    | N.A. | N.A. |  |  |  |
|     | GRAND TOTAL (A)+(B)+(C)  | 7161 | 28123460 | 28123446 | N.A.   | 100.00 | 0 | 0.00 |      |      |  |  |  |

**(D)(b) Statement showing Shareholding of persons belonging to the category "Promoter and Promoter Group"**

| Sr. No. | Name of the shareholder | PAN of the Shareholder | Total Shares held |                                  |                      | Shares pledged or otherwise encumbered |   |                                  | Details of warrants                |                              |   | Details of convertible securities          |   | Total shares (including underlying shares assuming full conversion of warrants and convertible securities) as a % of diluted share capital (XIII) |
|---------|-------------------------|------------------------|-------------------|----------------------------------|----------------------|--|---|----------------------------------|------------------------------------|------------------------------|---|--|---|---|
|         |                         |                        | (IV) Number       | (A) + (B) + (C) % of grand total | (V) % of grand total | (VI) Number                            | (VII) = (VI) / (IV)*100 as a percentage | (A) + (B) + (C) % of grand total | (D)(a) clause of sub-clause (VIII) | (XI) Number of warrants held | (X) As a % total number of warrants of the same class | (XI) Number of convertible securities held | (XII) As a % total number of convertible securities of the same class |   |
| 1       | KAMIDI NARASIMHA REDDY  | AEDPK2315K             | 10798719          | 38.40                            | 0                    | 0.00                                   | 0.00                                    | 0                                | 0.00                               | 0                            | 0.00  | 0  | 0.00  | 0.00  |
| 2       | JALANDHAR REDDY KAMIDI  | AEMPK0219B             | 4335021           | 15.41                            | 0                    | 0.00                                   | 0.00                                    | 0                                | 0.00                               | 0                            | 0.00  | 0  | 0.00  | 0.00  |
| 3       | KAMIDI YASHODA          | AKSPK2197A             | 1761501           | 6.26                             | 0                    | 0.00                                   | 0.00                                    | 0                                | 0.00                               | 0                            | 0.00  | 0  | 0.00  | 0.00  |
| 4       | MEREDDY                 | AIEPR0573R             | 1500000           | 5.33                             | 0                    | 0.00                                   | 0.00                                    | 0                                | 0.00                               | 0                            | 0.00  | 0  | 0.00  | 0.00  |



|   |                         |            |          |       |   |      |      |   |      |   |      |   |      |   |      |      |      |      |      |
|---|-------------------------|------------|----------|-------|---|------|------|---|------|---|------|---|------|---|------|------|------|------|------|
|   | RAJESH REDDY            |            |          |       |   |      |      |   |      |   |      |   |      |   |      |      |      |      |      |
| 5 | KRISHNA REDDY VERAMALLA | ADAPV1541Q | 30000    | 0.11  | 0 | 0.00 | 0.00 | 0 | 0.00 | 0 | 0.00 | 0 | 0.00 | 0 | 0.00 | 0.00 | 0.00 | 0.00 | 0.00 |
|   | TOTAL                   |            | 18425241 | 65.52 | 0 | 0.00 | 0.00 | 0 | 0.00 | 0 | 0.00 | 0 | 0.00 | 0 | 0.00 | 0.00 | 0.00 | 0.00 | 0.00 |

D(C) Statement showing Shareholding of persons belonging to the category "Public" and holding more than 1% of the total number of shares


| Sr. No. | Name of the shareholder   | PAN of the Shareholder | Number of shares | Shares as a percentage of total number of shares {i.e., Grand Total (A)+(B)+(C) indicated in Statement at para (I)(a) above} | Details of warrants     |   | Details of convertible securities     |  | Total shares (including underlying shares assuming full conversion of warrants and convertible securities) as a % of diluted |   |
|---------|---|------------------------|------------------|--|-------------------------|---|---------------------------------------|--|--|---|
|         |   |                        |                  |  | Number of warrants held | As a % total number of warrants of the same class | Number of convertible securities held | % w.r.t total number of convertible securities of the same class |  |   |
| 1       | HDFC TRUSTEE COMPANY LTD - A/C HDFC MID - CAPOPPORTUNITIES FUND     |                        | 2347797          | 8.35   | 0                       | 0   | 0                                     | 0  | 0  | 0 |
| 2       | TATA TRUSTEE CO. LTD A/C TATA MUTUAL FUND- TATA INFRASTRUCTURE FUND | AAAAT70570A            | 1148000          | 4.08   | 0                       | 0   | 0                                     | 0  | 0  | 0 |
| 3       | ICICI PRUDENTIAL INFRASTRUCTURE                                     | AAAAA10038F            | 608471           | 2.16   | 0                       | 0   | 0                                     | 0  | 0  | 0 |



|   | FUND  |            |         |       |   |   |      |   |   |   |   |      |   |   |   |   |   |   |
|---|---|------------|---------|-------|---|---|------|---|---|---|---|------|---|---|---|---|---|---|
| 4 | DSP BLACKROCK MICRO CAP FUND                              | AAAJD0430B | 561292  | 2.00  | 0 | 0 | 0    | 0 | 0 | 0 | 0 | 0    | 0 | 0 | 0 | 0 | 0 | 0 |
| 5 | FRANKLIN INDIA SMALLER COMPANIES FUND                     |            | 548992  | 1.95  | 0 | 0 | 0    | 0 | 0 | 0 | 0 | 0    | 0 | 0 | 0 | 0 | 0 | 0 |
| 6 | L&T MUTUAL FUND TRUSTEE LIMITED- L&T BUSINESS CYCLES FUND | AAATC4460E | 413700  | 1.47  | 0 | 0 | 0    | 0 | 0 | 0 | 0 | 0    | 0 | 0 | 0 | 0 | 0 | 0 |
| 7 | Ajai Hari Dalmia  | AADPD6743J | 377142  | 1.34  | 0 | 0 | 0    | 0 | 0 | 0 | 0 | 0    | 0 | 0 | 0 | 0 | 0 | 0 |
|   | TOTAL   |            | 6005394 | 21.35 | 0 | 0 | 0.00 | 0 | 0 | 0 | 0 | 0.00 | 0 | 0 | 0 | 0 | 0 | 0 |

**D(c) Statement showing Shareholding of persons belonging to the category "Public" and holding more than 5% of the total number of shares**

| Sr. No. | Name of the shareholder   | PAN of the Shareholder | Number of shares | Shares as a percentage of total number of shares {i.e., Grand Total (A)+(B)+(C) indicated in Statement at para (I)(a) above} | Details of warrants     |   | Details of convertible securities     |  | Total shares (including underlying shares assuming full conversion of warrants and convertible securities) as a % of diluted |
|---------|---|------------------------|------------------|--|-------------------------|---|---------------------------------------|--|--|
|         |   |                        |                  |  | Number of warrants held | As a % total number of warrants of the same class | Number of convertible securities held | % w.r.t total number of convertible securities of the same class |  |
| 1       | HDFC TRUSTEE COMPANY LTD - A/C HDFC MID - CAPOPPORTUNITIES FUND |                        | 2347797          | 8.35   | 0                       | 0   | 0                                     | 0  | 0  |
|         | TOTAL   |                        | 2347797          | 8.35   | 0                       | 0.00  | 0                                     | 0.00   | 0.00   |



(D)(d) Statement showing details of locked-in shares

| Sr. No. | Name of the shareholder | PAN of the Shareholder | Number of locked-in shares | Locked-in shares as a percentage of total number of shares {i.e., Grand Total (A)+(B)+(C) indicated in Statement at para (D)(a) above} |
|---------|-------------------------|------------------------|----------------------------|--|
|         | TOTAL                   |                        | 0                          | 0.00   |

(D)(a) Statement showing details of Depository Receipts (DRs)

| Sr. No. | Type of outstanding DR (ADRs, GDRs, SDRs, etc.) | Number of outstanding DRs | Number of shares underlying outstanding DRs | Shares underlying outstanding DRs as a percentage of total number of shares {i.e., Grand Total (A)+(B)+(C) indicated in Statement at para (D)(a) above} |
|---------|---|---------------------------|---|---|
|         | TOTAL   | 0                         | 0   | 0.00  |

(D)(b) Statement showing holding of Depository Receipts (DRs), where underlying shares held by 'promoter/promoter group' are in excess of 1% of the total number of shares

| Sr. No. | Name of the DR Holder | Type of outstanding DR (ADRs, GDRs, SDRs, etc.) | Number of shares underlying outstanding DRs | Shares underlying outstanding DRs as a percentage of total number of shares {i.e., Grand Total (A)+(B)+(C) indicated in Statement at para (D)(a) above} |
|---------|-----------------------|---|---|---|
|         |                       | TOTAL   | 0   | 0.00  |





**III (a) Statement showing the voting pattern of shareholders, if more than one class of shares/securities is issued by the issuer.**

| Sr. no.  | Category of shareholder  | Number of Voting Rights held in each class of securities |              |             | Total Voting Rights (III+IV+V) | Total Voting Rights i.e. (VI)  |                                   |
|--|--|--|--------------|-------------|--------------------------------|--------------------------------|-----------------------------------|
|  |  | Class X (III)  | Class Y (IV) | Class Z (V) |                                | As a percentage of (A+B) (VII) | As a percentage of (A+B+C) (VIII) |
| <b>(D)</b>   |  |  |              |             |                                |                                |                                   |
| <b>(II)</b>  |  |  |              |             |                                |                                |                                   |
| <b>(A) Promoter and Promoter Group<sup>2</sup></b> |  |  |              |             |                                |                                |                                   |
| <b>(1) Indian</b>                                  |  |  |              |             |                                |                                |                                   |
| (a)  | Individuals/Hindu Undivided Family   | 0  | 0            | 0           | 0                              | 0.00                           | 0.00                              |
| (b)  | Central Government/State Government(s)                                     | 0  | 0            | 0           | 0                              | 0.00                           | 0.00                              |
| (c)  | Bodies Corporate   | 0  | 0            | 0           | 0                              | 0.00                           | 0.00                              |
| (d)  | Financial Institutions/Banks   | 0  | 0            | 0           | 0                              | 0.00                           | 0.00                              |
| (e)  | Any Other (Total)  | 0  | 0            | 0           | 0                              | 0.00                           | 0.00                              |
|  | <b>Sub-Total (A)(1)</b>  | 0  | 0            | 0           | 0                              | 0.00                           | 0.00                              |
| <b>(2) Foreign</b>                                 |  |  |              |             |                                |                                |                                   |
| (a)  | Individuals (Non-Resident Individuals/Foreign Individuals)                 | 0  | 0            | 0           | 0                              | 0.00                           | 0.00                              |
| (b)  | Bodies Corporate   | 0  | 0            | 0           | 0                              | 0.00                           | 0.00                              |
| (c)  | Institutions   | 0  | 0            | 0           | 0                              | 0.00                           | 0.00                              |
| (d)  | Qualified Foreign Investor   | 0  | 0            | 0           | 0                              | 0.00                           | 0.00                              |
| (e)  | Any Other (Total)  | 0  | 0            | 0           | 0                              | 0.00                           | 0.00                              |
|  | <b>Sub-Total (A)(2)</b>  | 0  | 0            | 0           | 0                              | 0.00                           | 0.00                              |
|  | <b>Total Shareholding of Promoter and Promoter Group (A)=(A)(1)+(A)(2)</b> | 0  | 0            | 0           | 0                              | 0.00                           | 0.00                              |
| <b>(B) Public shareholding</b>                     |  |  |              |             |                                |                                |                                   |
| <b>(1) Institutions</b>                            |  |  |              |             |                                |                                |                                   |
| (a)  | Mutual Funds/UTI   | 0  | 0            | 0           | 0                              | 0.00                           | 0.00                              |
| (b)  | Financial Institutions/Banks   | 0  | 0            | 0           | 0                              | 0.00                           | 0.00                              |
| (c)  | Central Government/State Government(s)                                     | 0  | 0            | 0           | 0                              | 0.00                           | 0.00                              |
| (d)  | Venture Capital Funds  | 0  | 0            | 0           | 0                              | 0.00                           | 0.00                              |
| (e)  | Insurance Companies  | 0  | 0            | 0           | 0                              | 0.00                           | 0.00                              |



|            |   |   |   |   |   |   |   |      |      |
|------------|---|---|---|---|---|---|---|------|------|
| (f)        | Foreign Institutional Investors   | 0 | 0 | 0 | 0 | 0 | 0 | 0.00 | 0.00 |
| (g)        | Foreign Venture Capital Investors   | 0 | 0 | 0 | 0 | 0 | 0 | 0.00 | 0.00 |
| (h)        | Qualified Foreign Investor  | 0 | 0 | 0 | 0 | 0 | 0 | 0.00 | 0.00 |
| (h)        | Any Other (Total)   | 0 | 0 | 0 | 0 | 0 | 0 | 0.00 | 0.00 |
|            | <b>Sub-Total (B)(1)</b>   | 0 | 0 | 0 | 0 | 0 | 0 | 0.00 | 0.00 |
| <b>(2)</b> | <b>Non-institutions</b>   |   |   |   |   |   |   |      |      |
| (a)        | Bodies Corporate  | 0 | 0 | 0 | 0 | 0 | 0 | 0.00 | 0.00 |
| (b)        | Individuals - i. Individual Shareholders Holding Nominal Share Capital Up To >Rs. 1 Lakh.       | 0 | 0 | 0 | 0 | 0 | 0 | 0.00 | 0.00 |
|            | Individuals - ii. Individual Shareholders Holding Nominal Share Capital In Excess Of Rs. 1 Lakh | 0 | 0 | 0 | 0 | 0 | 0 | 0.00 | 0.00 |
| (c)        | Qualified Foreign Investor  | 0 | 0 | 0 | 0 | 0 | 0 | 0.00 | 0.00 |
| (d)        | Any Other (Total)   | 0 | 0 | 0 | 0 | 0 | 0 | 0.00 | 0.00 |
|            | <b>Sub-Total (B)(2)</b>   | 0 | 0 | 0 | 0 | 0 | 0 | 0.00 | 0.00 |
|            | <b>Total Public Shareholding (B) = (B)(1)+(B)(2)</b>  | 0 | 0 | 0 | 0 | 0 | 0 | 0.00 | 0.00 |
|            | <b>TOTAL (A)+(B)</b>  | 0 | 0 | 0 | 0 | 0 | 0 | 0.00 | 0.00 |
| (C)        | Shares held by Custodians and against which Depository Receipts have been issued                | 0 | 0 | 0 | 0 | 0 | 0 | 0.00 | 0.00 |
| C1         | Promoter and Promoter Group   | 0 | 0 | 0 | 0 | 0 | 0 | 0    | 0    |
| C2         | Public  | 0 | 0 | 0 | 0 | 0 | 0 | 0    | 0    |
|            | <b>GRAND TOTAL (A)+(B)+(C)</b>  | 0 | 0 | 0 | 0 | 0 | 0 | 0.00 | 0.00 |

